

HEAD OFFICE:

A-6, Maharani Bagh
New Delhi- 110065
Ph.: 011-41626470, 41626471
Fax: 011-41328425
E-mail: kapil@bansalco.com

BANSAL & CO LLP
CHARTERED ACCOUNTANTS**INDEPENDENT AUDITOR'S REPORT**

To the Members of Swara Hygiene Private Limited

Report on the Audit of the Ind AS Financial Statements**Opinion**

We have audited the accompanying Ind AS financial statements of Swara Hygiene Private Limited ("the Company"), which comprise the Balance Sheet as at March 31, 2024, the Statement of Profit and Loss (including Other Comprehensive Income), the Statement of Changes in Equity and the Statement of Cash Flows for the period then ended, and a summary of the significant accounting policies and other explanatory information (hereinafter referred to as "the Ind AS financial statements" or "the financial statements").

In our opinion and to the best of our information and according to the explanations given to us, the aforesaid Ind AS financial statements give the information required by the Companies Act, 2013 ("the Act") in the manner so required and give a true and fair view in conformity with the Indian Accounting Standards prescribed under Section 133 of the Act read with the Companies (Indian Accounting Standards) Rules, 2015, as amended, ("Ind AS") and other accounting principles generally accepted in India, of the state of affairs of the Company as at March 31, 2024, the profit & loss and Other comprehensive Income, changes in equity and its cash flows for the year ended on that date.

Basis for Opinion

We conducted our audit of the Ind AS financial statements in accordance with the Standards on Auditing specified under Section 143(10) of the Act (SAs). Our responsibilities under those Standards are further described in the Auditor's Responsibilities for the Audit of the Ind AS Financial Statements section of our report. We are independent of the Company in accordance with the Code of Ethics issued by the Institute of Chartered Accountants of India (ICAI) together with the independence requirements that are relevant to our audit of the Ind AS financial statements under the provisions of the Act and the Rules made thereunder, and we have fulfilled our other ethical responsibilities in accordance with these requirements and the ICAI's Code of Ethics. We believe that the audit evidence we have obtained is sufficient and appropriate to provide a basis for our audit opinion on the Ind AS financial statements.

Information Other than the Financial Statements and Auditor's Report Thereon


The Company's Board of Directors is responsible for the preparation of the other information. The other information comprises the information included in the Board's Report including Annexures to Board's Report and Shareholder's Information but does not include the financial statements and our auditor's report thereon.

Our opinion on the financial statements does not cover the other information and we do not express any form of assurance conclusion thereon.

In connection with our audit of the financial statements, our responsibility is to read the other information and, in doing so, consider whether the other information is materially inconsistent with the financial statements, or our knowledge obtained during the course of our audit or otherwise appears to be materially misstated.

BRANCHES

Mumbai : 7&8 GF, Wing-A, Raghavji Building, 15/17, Raghavji Road, Gowalia Tank, Mumbai-400026. Mob.: +91 9999658270
Bhopal : 114, Shree Tower, 2nd Floor, Zone-II, Bhopal (MP) Ph. 0755-4076725, 2769224, 2769225, Mob.: +91 9425393729.
Chhatisgarh: 6/140 Next to Indra Setu Bridge, Tilaknagar, Chatapara, Bilaspur, Chhatisgarh, (Ch) – 495001
Delhi : - D-Block, 3rd Floor, Plot No 8, Balaji Estate, Guru Ravidas Marg, Kalkaji, New Delhi – 110019 Mob.: +91 9818555055.



HEAD OFFICE:

A-6, Maharani Bagh
New Delhi- 110065
Ph.: 011-41626470, 41626471
Fax: 011-41328425
E-mail: kapil@bansalco.com

BANSAL & CO LLP CHARTERED ACCOUNTANTS

If, based on the work we have performed, we conclude that there is a material misstatement of this other information, we are required to report that fact. We have nothing to report in this regard.

Management's Responsibility for the Ind AS Financial Statements

The Company's Board of Directors is responsible for the matters stated in section 134(5) of the Act with respect to the preparation of these Ind AS financial statements that give a true and fair view of the financial position, financial performance, total comprehensive income, changes in equity and cash flows of the Company in accordance with the Ind AS and other accounting principles generally accepted in India. This responsibility also includes maintenance of adequate accounting records in accordance with the provisions of the Act for safeguarding the assets of the Company and for preventing and detecting frauds and other irregularities; selection and application of appropriate accounting policies; making judgments and estimates that are reasonable and prudent; and design, implementation and maintenance of adequate internal financial controls, that were operating effectively for ensuring the accuracy and completeness of the accounting records, relevant to the preparation and presentation of the Ind AS financial statements that give a true and fair view and are free from material misstatement, whether due to fraud or error.

In preparing the Ind AS financial statements, management is responsible for assessing the Company's ability to continue as a going concern, disclosing, as applicable, matters related to going concern and using the going concern basis of accounting unless management either intends to liquidate the Company or to cease operations, or has no realistic alternative but to do so.

The Board of Directors are responsible for overseeing the Company's financial reporting process.

Auditor's Responsibilities for the Audit of the Ind AS Financial Statements


Our objectives are to obtain reasonable assurance about whether the Ind AS financial statements as a whole are free from material misstatement, whether due to fraud or error, and to issue an auditor's report that includes our opinion. Reasonable assurance is a high level of assurance but is not a guarantee that an audit conducted in accordance with SAs will always detect a material misstatement when it exists. Misstatements can arise from fraud or error and are considered material if, individually or in aggregate, they could reasonably be expected to influence the economic decisions of users taken on the basis of these Ind AS financial statements.

As part of an audit in accordance with SAs, we exercise professional judgment and maintain professional skepticism throughout the audit. We also:

- Identify and assess the risks of material misstatement of the financial statements, whether due to fraud or error, design and perform audit procedures responsive to those risks, and obtain audit evidence that is sufficient and appropriate to provide a basis for our opinion. The risk of not detecting a material misstatement resulting from fraud is higher than for one resulting from error, as fraud may involve collusion, forgery, intentional omissions, misrepresentations, or the override of internal control.
- Obtain an understanding of internal financial controls relevant to the audit in order to design audit procedures that are appropriate in the circumstances. Under section 143(3)(i) of the Act, we are also responsible for expressing our opinion on whether the Company has adequate internal financial controls system in place and the operating effectiveness of such controls.

BRANCHES

Mumbai : 7&8 GF, Wing-A, Raghavji Building, 15/17, Raghavji Road, Gowalia Tank, Mumbai-400026, Mob.: +91 9992668270
Bhopal : 114, Shree Tower, 2nd Floor, Zone-II, Bhopal (MP) Ph. 0755-4076725, 2769224, 2769225, Mob.: +91 9425393729.
Chhatisgarh: 6/140 Next to Indra Setu Bridge, Tilaknagar, Chatapara, Bilaspur, Chhatisgarh, (Ch) – 495001 Ph. 031-2661111, Mob.: +91 9826001111
Delhi : - D-Block, 3rd Floor, Plot No 8, Balaji Estate, Guru Ravidas Marg, Kalkaji, New Delhi – 110019 Mob.: +91 9818555055.



HEAD OFFICE:

A-6, Maharani Bagh
New Delhi- 110065
Ph.: 011-41626470, 41626471
Fax: 011-41328425
E-mail: kapil@bansalco.com

BANSAL & CO LLP
CHARTERED ACCOUNTANTS

- Evaluate the appropriateness of accounting policies used and the reasonableness of accounting estimates and related disclosures made by management.
- Conclude on the appropriateness of management's use of the going concern basis of accounting and, based on the audit evidence obtained, whether a material uncertainty exists related to events or conditions that may cast significant doubt on the Company's ability to continue as a going concern. If we conclude that a material uncertainty exists, we are required to draw attention in our auditor's report to the related disclosures in the financial statements or, if such disclosures are inadequate, to modify our opinion. Our conclusions are based on the audit evidence obtained up to the date of our auditor's report. However, future events or conditions may cause the Company to cease to continue as a going concern.
- Evaluate the overall presentation, structure and content of the financial statements, including the disclosures, and whether the financial statements represent the underlying transactions and events in a manner that achieves fair presentation.

Materiality is the magnitude of misstatements in the financial statements that, individually or in aggregate, makes it probable that the economic decisions of a reasonably knowledgeable user of the financial statements may be influenced. We consider quantitative materiality and qualitative factors in (i) planning the scope of our audit work and in evaluating the results of our work; and (ii) to evaluate the effect of any identified misstatements in the financial statements.

We communicate with those charged with governance regarding, among other matters, the planned scope and timing of the audit and significant audit findings, including any significant deficiencies in internal control that we identify during our audit.

We also provide those charged with governance with a statement that we have complied with relevant ethical requirements regarding independence, and to communicate with them all relationships and other matters that may reasonably be thought to bear on our independence, and where applicable, related safeguards.


Report on Other Legal and Regulatory Requirements

1. As required by Section 143(3) of the Act, based on our audit we report that:

- a) We have sought and obtained all the information and explanations which to the best of our knowledge and belief were necessary for the purposes of our audit.
- b) In our opinion, proper books of account as required by law have been kept by the Company so far as it appears from our examination of those books.
- c) The Balance Sheet, the Statement of Profit and Loss including Other Comprehensive Income, Statement of Changes in Equity and the Statement of Cash Flow dealt with by this Report are in agreement with the relevant books of account.
- d) In our opinion, the aforesaid financial statements comply with the Ind AS specified under Section 133 of the Act, read with Rule 7 of the Companies (Accounts) Rules, 2014.
- e) On the basis of the written representations received from the directors as on March 31, 2024 taken on record by the Board of Directors, none of the directors is disqualified as on March 31, 2024 from being appointed as a director in terms of Section 164 (2) of the Act.

BRANCHES

Mumbai : 7&8 GF, Wing-A, Raghavji Building, 15/17, Raghavji Road, Gowalia Tank, Mumbai-400026. Mob: +91 9999668270
Bhopal : 114, Shree Tower, 2nd Floor, Zone-II, Bhopal (MP) Ph. 0755-4076725, 2769224, 2769225, Mob: +91 9425393729.
Chhatisgarh: 6/140 Next to Indra Setu Bridge, Tilaknagar, Chatapara, Bilaspur, Chhatisgarh, (Ch) – 495001.
Delhi : - D-Block, 3rd Floor, Plot No 8, Balaji Estate, Guru Ravidas Marg, Kalkaji, New Delhi – 110019. Mob: +91 9818555055.



HEAD OFFICE:

A-6, Maharani Bagh
New Delhi- 110065
Ph.: 011-41626470, 41626471
Fax: 011-41328425
E-mail: kapil@bansalco.com

BANSAL & CO LLP
CHARTERED ACCOUNTANTS


- f) With respect to the adequacy of the internal financial controls over financial reporting of the Company and the operating effectiveness of such controls, refer to our separate Report in “Annexure A”. Our report expresses an unmodified opinion on the adequacy and operating effectiveness of the Company’s internal financial controls over financial reporting with reference to Ind AS financial statements.
- g) With respect to the other matters to be included in the Auditor’s Report in accordance with the requirements of section 197(16) of the Act, as amended:

In our opinion and to the best of our information and according to the explanations given to us, no remuneration has been paid by the Company to its directors during the year under consideration.

- h) With respect to the other matters to be included in the Auditor’s Report in accordance with Rule 11 of the Companies (Audit and Auditors) Rules, 2014, as amended in our opinion and to the best of our information and according to the explanations given to us:
- i. The Company does not have any pending litigations as on March 31, 2024, the impact of which is required to be disclosed in its financial statements.
 - ii. The Company did not have any long-term contracts including derivative contracts for which there were any material foreseeable losses.
 - iii. There is no amount required to be transferred to the Investor Education and Protection Fund by the Company;
 - iv. (a) The management has represented that, to the best of its knowledge and belief, no funds (which are material either individually or in the aggregate) have been advanced or loaned or invested (either from borrowed funds or share premium or any other sources or kind of funds) by the Company to or in any other person or entity, including foreign entity (“Intermediaries”), with the understanding, whether recorded in writing or otherwise, that the Intermediary shall, whether, directly or indirectly lend or invest in other persons or entities identified in any manner whatsoever by or on behalf of the Company (“Ultimate Beneficiaries”) or provide any guarantee, security or the like on behalf of the Ultimate Beneficiaries;
 - (b) The management has represented, that, to the best of its knowledge and belief, no funds (which are material either individually or in the aggregate) have been received by the Company from any person or entity, including foreign entity (“Funding Parties”), with the understanding, whether recorded in writing or otherwise, that the Company shall, whether, directly or indirectly, lend or invest in other persons or entities identified in any manner whatsoever by or on behalf of the Funding Party (“Ultimate Beneficiaries”) or provide any guarantee, security or the like on behalf of the Ultimate Beneficiaries;
 - (c) Based on the audit procedures that have been considered reasonable and appropriate in the circumstances, nothing has come to our notice that has caused us to believe that the representations under sub-clause (i) and (ii) of Rule 11(e), as provided under (a) and (b) above, contain any material misstatement.

BRANCHES

Mumbai : 7&8 GF, Wing-A, Raghavji Building, 15/17, Raghavji Road, Gowalia Tank, Mumbai-400026, Mob : +91 9999688270
Bhopal : 114, Shree Tower, 2nd Floor, Zone-II, Bhopal (MP) Ph. 0755-4076725, 2769224, 2769225, Mob : +91 9425393729.
Chhatisgarh: 6/140 Next to Indra Setu Bridge, Tilaknagar, Chatapara, Bilaspur, Chhatisgarh, (Ch) – 495001 Ph. : +91 9818555055.
Delhi : - D-Block, 3rd Floor, Plot No 8, Balaji Estate, Guru Ravidas Marg, Kalkaji, New Delhi – 110019 Mob.: +91 9818555055.



HEAD OFFICE:

A-6, Maharani Bagh
New Delhi- 110065
Ph.: 011-41626470, 41626471
Fax: 011-41328425
E-mail: kapil@bansalco.com

BANSAL & CO LLP
CHARTERED ACCOUNTANTS

- v. The Company has neither declared not paid any dividend during the year
- vi. Based on our examination, which include test check, the Company has used accounting software for maintaining its books of account for the financial year ended March 31, 2024 which has a feature of recording audit trail (edit log) facility and the same has operated throughout the year except for partial period from April 01, 2023 to April 07, 2023. The Company has enabled the audit trail features in the accounting software w.e.f April 08, 2023. Further, during the course of our audit we did not come across any instance of the audit trail feature being tampered with for the period from April 08, 2023 to March 31, 2024.

Proviso to Rule 3(1) of the Companies (Accounts) Rules, 2014 for maintaining books of account using accounting software which has a feature of recording audit trail (edit log) facility is applicable to the Company with effect from April 1, 2023, and accordingly, reporting under Rule 11(g) of Companies (Audit and Auditors) Rules, 2014 is applicable for the financial year ended March 31, 2024.

2. As required by the Companies (Auditor's Report) Order, 2020 ("the Order") issued by the Central Government in terms of Section 143(11) of the Act, we give in "Annexure B" a statement on the matters specified in paragraphs 3 and 4 of the Order.

For Bansal & CO LLP
Chartered Accountants
Firm Regn. No. 001113N/N500079



Kapil Mittal
Partner
Membership No. 502221
UDIN: 24502221BKBFWW3543



Place: New Delhi
Date: June 28, 2024

BRANCHES

Mumbai : 7&8 GF, Wing-A, Raghavji Building, 15/17, Raghavji Road, Gowalia Tank, Mumbai-400026, Mob.: +91 9999668270
Bhopal : 114, Shree Tower, 2nd Floor, Zone-II, Bhopal (MP) Ph. 0755-4076725, 2769224, 2769225, Mob.: +91 9425393729.
Chhatisgarh: 6/140 Next to Indra Setu Bridge, Tilaknagar, Chatapara, Bilaspur, Chhatisgarh, (Ch) – 495001
Delhi : - D-Block, 3rd Floor, Plot No 8, Balaji Estate, Guru Ravidas Marg, Kalkaji, New Delhi – 110019 Mob.: +91 9818555055.

HEAD OFFICE:

A-6, Maharani Bagh
New Delhi- 110065
Ph.: 011-41626470, 41626471
Fax: 011-41328425
E-mail: kapil@bansalco.com

BANSAL & CO LLP
CHARTERED ACCOUNTANTS**Annexure A referred to in paragraph 1(f) of “Report on Other Legal and Regulatory Requirements” of our report of even date****Report on the Internal Financial Control over Financial Reporting under Clause (i) of Sub-section 3 of Section 143 of the Companies Act, 2013 (“the Act”)****To the Members of Swara Hygiene Private Limited****Opinion**

We have audited the internal financial controls over financial reporting of Swara Hygiene Private Limited (“the Company”) as of March 31, 2024 in conjunction with our audit of the financial statements of the Company for the year ended on that date.

In our opinion, to the best of our information and according to the explanations given to us, the Company has, in all material respects, an adequate internal financial controls system over financial reporting and such internal financial controls over financial reporting were operating effectively as at March 31, 2024, based on the internal control over financial reporting criteria established by the Company considering the essential components of internal control stated in the Guidance Note on Audit of Internal Financial Controls Over Financial Reporting issued by the Institute of Chartered Accountants of India.

Management’s Responsibility for Internal Financial Controls

The Company’s Management is responsible for establishing and maintaining internal financial controls based on the internal control over financial reporting criteria established by the Company considering the essential components of internal control stated in the Guidance Note on Audit of Internal Financial Controls Over Financial Reporting issued by the Institute of Chartered Accountants of India. These responsibilities include the design, implementation and maintenance of adequate internal financial controls that were operating effectively for ensuring the orderly and efficient conduct of its business, including adherence to respective company’s policies, the safeguarding of its assets, the prevention and detection of frauds and errors, the accuracy and completeness of the accounting records, and the timely preparation of reliable financial information, as required under the Companies Act, 2013.

Auditor’s Responsibility

Our responsibility is to express an opinion on the internal financial controls over financial reporting of the Company based on our audit. We conducted our audit in accordance with the Guidance Note on Audit of Internal Financial Controls Over Financial Reporting (the “Guidance Note”) issued by the Institute of Chartered Accountants of India and the Standards on Auditing prescribed under Section 143(10) of the Companies Act, 2013, to the extent applicable to an audit of internal financial controls. Those Standards and the Guidance Note require that we comply with ethical requirements and plan and perform the audit to obtain reasonable assurance about whether adequate internal financial controls over financial reporting was established and maintained and if such controls operated effectively in all material respects.

BRANCHES

Mumbai : 7&8 GF, Wing-A, Raghavji Building, 15/17, Raghavji Road, Gowalia Tank, Mumbai-400026, Mob.: +91 9999668270
Bhopal : 114, Shree Tower, 2nd Floor, Zone-II, Bhopal (MP) Ph. 0755-4076725, 2769224, 2769225, Mob.: +91 9425393729.
Chhatisgarh: 6/140 Next to Indra Setu Bridge, Tilaknagar, Chatapara, Bilaspur, Chhatisgarh, (Ch) – 495001
Delhi : - D-Block,3rd Floor, Plot No 8, Balaji Estate, Guru Ravidas Marg, Kalkaji, New Delhi – 110019 Mob.: +91 9818555055.



HEAD OFFICE:

A-6, Maharani Bagh
New Delhi- 110065
Ph.: 011-41626470, 41626471
Fax: 011-41328425
E-mail: kapil@bansalco.com

BANSAL & CO LLP
CHARTERED ACCOUNTANTS

Our audit involves performing procedures to obtain audit evidence about the adequacy of the internal financial controls system over financial reporting and their operating effectiveness. Our audit of internal financial controls over financial reporting included obtaining an understanding of internal financial controls over financial reporting, assessing the risk that a material weakness exists, and testing and evaluating the design and operating effectiveness of internal control based on the assessed risk. The procedures selected depend on the auditor's judgement, including the assessment of the risks of material misstatement of the financial statements, whether due to fraud or error.

We believe that the audit evidence we have obtained, is sufficient and appropriate to provide a basis for our audit opinion on the internal financial controls system over financial reporting of the Company.

Meaning of Internal Financial Controls Over Financial Reporting

A company's internal financial control over financial reporting is a process designed to provide reasonable assurance regarding the reliability of financial reporting and the preparation of financial statements for external purposes in accordance with generally accepted accounting principles. A company's internal financial control over financial reporting includes those policies and procedures that (1) pertain to the maintenance of records that, in reasonable detail, accurately and fairly reflect the transactions and dispositions of the assets of the company; (2) provide reasonable assurance that transactions are recorded as necessary to permit preparation of financial statements in accordance with generally accepted accounting principles, and that receipts and expenditures of the company are being made only in accordance with authorisations of management and directors of the company; and (3) provide reasonable assurance regarding prevention or timely detection of unauthorised acquisition, use, or disposition of the company's assets that could have a material effect on the financial statements.

Inherent Limitations of Internal Financial Controls Over Financial Reporting

Because of the inherent limitations of internal financial controls over financial reporting, including the possibility of collusion or improper management override of controls, material misstatements due to error or fraud may occur and not be detected. Also, projections of any evaluation of the internal financial controls over financial reporting to future periods are subject to the risk that the internal financial control over financial reporting may become inadequate because of changes in conditions, or that the degree of compliance with the policies or procedures may deteriorate.

For Bansal & CO LLP
Chartered Accountants
Firm Regn. No. 001113N/N500079



Kapil Mittal
Partner
Membership No. 502221
UDIN: 24502221BKBFWW3543



Place: New Delhi
Date: June 28, 2024

BRANCHES

Mumbai : 7&8 GF, Wing-A, Raghavji Building, 15/17, Raghavji Road, Gowalia Tank, Mumbai-400026, Mob.: +91 9999668270
Bhopal : 114, Shree Tower, 2nd Floor, Zone-II, Bhopal (MP) Ph. 0755-4076725, 2769224, 2769225, Mob.: +91 9425393729.
Chhatisgarh: 6/140 Next to Indra Setu Bridge, Tilaknagar, Chatapara, Bilaspur, Chhatisgarh, (Ch) – 495001
Delhi : - D-Block, 3rd Floor, Plot No 8, Balaji Estate, Guru Ravidas Marg, Kalkaji, New Delhi – 110019 Mob.: +91 9818555055.

HEAD OFFICE:

A-6, Maharani Bagh
New Delhi- 110065
Ph.: 011-41626470, 41626471
Fax: 011-41328425
E-mail: kapil@bansalco.com

BANSAL & CO LLP
CHARTERED ACCOUNTANTS**ANNEXURE 'B' TO THE INDEPENDENT AUDITOR'S REPORT****(Referred to in paragraph 2 under 'Report on Other Legal and Regulatory Requirements' section of our report to the Members of Swara Hygiene Private Limited of even date)**

To the best of our information and according to the explanations provided to us by the Company and the books of account and records examined by us in the normal course of audit, we state that:


- i. (a) (A) The Company has maintained proper records showing full particulars, including quantitative details and situation of property, plant and equipment.

(B) The Company has maintained proper records showing full particulars of intangibles assets.
- (b) Property, plant and equipment have been physically verified by the management during the year and no material discrepancies were identified on such verification.
- (c) The title deeds of all the immovable properties (including the properties where the Company is the lessee and the lease agreements are duly executed in favour of the lessee) are held in the name of the Company.
- (d) The Company has not revalued any of its Property, Plant and Equipment (including right-of-use assets) and intangible assets during the year ended March 31, 2024.
- (e) There are no proceedings initiated or are pending against the Company for holding any benami property under the Prohibition of Benami Property Transactions Act, 1988 and rules made thereunder.
- ii. (a) The management has conducted physical verification of inventory at reasonable intervals during the year and no material discrepancies were noticed on such physical verification.

(b) As disclosed in the note 41 to the financial statements, the company has been sanctioned working capital limits in excess of Rs five crore in aggregate from banks or financial institution during any point of time of the year on the basis of security of current assets. The quarterly returns/ statements filed by the company with such banks and financial institution are in agreement with the books of accounts of the Company except for instances mentioned in note 41 to the financial statements.
- iii. During the year the Company has not provided loans, advances in the nature of loans, stood guarantee or provided security to companies, firms, Limited Liability Partnerships or any other parties. Accordingly, the requirement to report on clause 3(iii)(a) of the Order is not applicable to the Company.
- iv. There are no loans, investments, guarantees, and security in respect of which provisions of sections 185 and 186 of the Companies Act, 2013 are applicable and accordingly, the requirement to report on clause 3(iv) of the Order is not applicable to the Company.
- v. The Company has not accepted any deposit or amounts which are deemed to be deposits. Hence, reporting under clause 3(v) of the Order is not applicable.

BRANCHES

Mumbai : 7&8 GF, Wing-A, Raghavji Building, 15/17, Raghavji Road, Gowalia Tank, Mumbai-400026, Mob.: +91 9999568270
Bhopal : 114, Shree Tower, 2nd Floor, Zone-II, Bhopal (MP) Ph. 0755-4076725, 2769224, 2769225, Mob.: +91 9425393729.
Chhatisgarh: 6/140 Next to Indra Setu Bridge, Tilaknagar, Chatapara, Bilaspur, Chhatisgarh, (Ch) – 495001, Mob.: +91 9818555055.
Delhi : - D-Block, 3rd Floor, Plot No 8, Balaji Estate, Guru Ravidas Marg, Kalkaji, New Delhi – 110019 Mob.: +91 9818555055.



HEAD OFFICE:


A-6, Maharani Bagh
New Delhi- 110065
Ph.: 011-41626470, 41626471
Fax: 011-41328425
E-mail: kapil@bansalco.com

BANSAL & CO LLP
CHARTERED ACCOUNTANTS

- vi. The Central Government has not specified maintenance of cost records under sub-section (1) of Section 148 of the Act, in respect of Company's product/ services/ business activities. Accordingly, the requirement to report on clause 3(vi) of the Order is not applicable to the Company.
- vii. (a) Undisputed statutory dues including goods and services tax, provident fund, employees' state insurance, income-tax, duty of custom, cess and other statutory dues have generally been regularly deposited with the appropriate authorities though there has been a slight delay in a few cases. According to the information and explanations given to us, no undisputed amounts payable in respect of provident fund, employees' state insurance, income-tax, Goods and service tax, duty of custom, cess and other statutory dues were outstanding, at the year end, for a period of more than six months from the date they became payable.
- (b) According to the information and explanations given to us, there are no dues of income tax, provident fund, employees' state insurance, income-tax, goods and services tax, service tax, duty of custom, cess and other statutory dues which have not been deposited on account of any dispute.
- viii. The Company has not surrendered or disclosed any transaction, previously unrecorded in the books of account, in the tax assessments under the Income Tax Act, 1961 as income during the year. Accordingly, the requirement to report on clause 3(viii) of the Order is not applicable to the Company.
- ix. (a) The Company has not defaulted in repayment of loans or borrowings or payment of interest thereon to the lender thereon.
- (b) The Company has not been declared willful defaulter by any bank or financial institution or any government authority.
- (c) Term Loan were applied for the purpose for which the loans were obtained.
- (d) On an overall examination of the financial statements of the company, no funds raised on short term basis have been used for long- term purposes by the Company.
- (e) The Company does not have any subsidiary, associate or joint venture. Accordingly, the requirement to report on clause 3(ix)(e) and (f) of the Order is not applicable to the Company.
- x. (a) The Company has not raised any money during the year by way of initial public offer / further public offer (including debt instruments) hence, the requirement to report on clause 3(x)(a) of the Order is not applicable to the Company.
- (b) The Company has not made any preferential allotment or private placement of shares /fully or partially or optionally convertible debentures during the year and hence, the requirement to report on clause 3(x)(b) of the Order is not applicable to the Company.
- xi. (a) No fraud by the Company and no material fraud on the Company has been noticed or reported during the year.

BRANCHES

Mumbai : 7&8 GF, Wing-A, Raghavji Building, 15/17, Raghavji Road, Gowalia Tank, Mumbai-400026, Mob.: +91 9999668270
Bhopal : 114, Shree Tower, 2nd Floor, Zone-II, Bhopal (MP) Ph. 0755-4076725, 2769224, 2769225, Mob. +91 9425393729.
Chhatisgarh: 6/140 Next to Indra Setu Bridge, Tilaknagar, Chatapara, Bilaspur, Chhatisgarh, (Ch) – 495001
Delhi : - D-Block,3rd Floor, Plot No 8, Balaji Estate, Guru Ravidas Marg, Kalkaji, New Delhi – 110019 Mob.: +91 9818555055.



HEAD OFFICE:


A-6, Maharani Bagh
New Delhi- 110065
Ph.: 011-41626470, 41626471
Fax: 011-41328425
E-mail: kapil@bansalco.com

BANSAL & CO LLP
CHARTERED ACCOUNTANTS

- (b) No report under sub-section (12) of section 143 of the Companies Act has been filed in Form ADT-4 as prescribed under rule 13 of Companies (Audit and Auditors) Rules, 2014 with the Central Government, during the year and up to the date of this report.
- (c) As represented to us by the management, there are no whistle blower complaints received by the Company during the year.
- xii. The Company is not a Nidhi Company and hence reporting under clause (xii) of the Order is not applicable.
- xiii. Transactions with the related parties are in compliance with sections 188 of Companies Act, 2013 where applicable and the details have been disclosed in the notes to the financial statements, as required by the applicable accounting standards. The provisions of section 177 are not applicable to the Company and accordingly the requirements to report under clause 3(xiii) of the Order insofar as it relates to section 177 of the Act is not applicable to the Company.
- xiv. (a) The Company does not have an internal audit system and is not required to have an internal audit system under the provisions of Section 138 of the Companies Act, 2013. Therefore, the requirement to report under clause 3(xiv)(a) and (b) of the Order is not applicable to the Company.
- xv. In our opinion during the year the Company has not entered into any non-cash transactions with its Directors or persons connected with its directors. and hence provisions of section 192 of the Companies Act, 2013 are not applicable to the Company.
- xvi. (a) In our opinion, the Company is not required to be registered under section 45-IA of the Reserve Bank of India Act, 1934. Hence, reporting under clause 3(xvi)(a), (b) and (c) of the Order is not applicable.
- (b) In our opinion, there is no core investment company within the Group (as defined in the Core Investment Companies (Reserve Bank) Directions, 2016) and accordingly reporting under clause 3(xvi)(d) of the Order is not applicable.
- xvii. The Company has not incurred cash losses in the current financial year. In the immediately preceding financial year, the Company had cash losses amounting to Rs. 0.29 million.
- xviii. There has been no resignation of the statutory auditors during the year and accordingly the requirement to report on Clause 3(xviii) of the Order is not applicable to the Company.
- xix. On the basis of the financial ratios disclosed in the financial statements, ageing and expected dates of realization of financial assets and payment of financial liabilities, other information accompanying the financial statements, our knowledge of the Board of Directors and management plans and based on our examination of the evidence supporting the assumptions, nothing has come to our attention, which causes us to believe that any material uncertainty exists as on the date of the audit report that Company is not capable of meeting its liabilities existing at the date of balance sheet as and when they fall due within a period of one year from the balance sheet date. We, however, state that this is not an assurance as to the future viability of the Company. We further state that our reporting is based on the facts up to the date of the audit report and we neither give any guarantee nor any assurance that all liabilities falling due within a period of one year from the balance sheet date, will get discharged by the Company as and when they fall due.

BRANCHES

Mumbai : 7&8 GF, Wing-A, Raghavji Building, 15/17, Raghavji Road, Gowalia Tank, Mumbai-400026 Mob: +91 9999668270
Bhopal : 114, Shree Tower, 2nd Floor, Zone-II, Bhopal (MP) Ph. 0755-4076725, 2769225, Mob: +91 9425393729.
Chhatisgarh: 6/140 Next to Indra Setu Bridge, Tilaknagar, Chatapara, Bilaspur, Chhatisgarh, (Ch) – 495001
Delhi : - D-Block, 3rd Floor, Plot No 8, Balaji Estate, Guru Ravidas Marg, Kalkaji, New Delhi – 110019 Mob: +91 9818555055.



HEAD OFFICE:

A-6, Maharani Bagh
New Delhi- 110065
Ph.: 011-41626470, 41626471
Fax: 011-41328425
E-mail: kapil@bansalco.com

BANSAL & CO LLP
CHARTERED ACCOUNTANTS

- xx. The Company doesn't fall under the ambit of Section 135 of the Companies Act, 2013. Accordingly, reporting under clause 3(xx)(a) and (b) of the Order is not applicable for the year.

For Bansal & CO LLP
Firm Registration Number: 001113N/N500079
Chartered Accountants



Kapil Mittal
Partner
Membership No. 502221
UDI No. 24502221BKBFWW3543



Place: New Delhi
Date: June 28, 2024

BRANCHES

Mumbai : 7&8 GF, Wing-A, Raghavji Building, 15/17, Raghavji Road, Gowalia Tank, Mumbai-400026, Mob.: +91 9999668270
Bhopal : 114, Shree Tower, 2nd Floor, Zone-II, Bhopal (MP) Ph. 0755-4076725, 2769224, 2769225, Mob.: +91 9425393729.
Chhatisgarh: 6/140 Next to Indra Setu Bridge, Tilaknagar, Chatapara, Bilaspur, Chhatisgarh, (Ch) – 495001
Delhi : - D-Block, 3rd Floor, Plot No 8, Balaji Estate, Guru Ravidas Marg, Kalkaji, New Delhi – 110019 Mob.: +91 9818555055.

Swara Hygiene Private Limited
CIN: U24246MP2022PTC061559
Balance Sheet as at March 31, 2024

(All amounts are in Indian Rupee in millions, unless otherwise stated)

Particulars	Notes	As at March 31, 2024	As at March 31, 2023
ASSETS			
Non-current assets			
Property, plant and equipment	4(a)	2,345.20	120.99
Intangible assets	5	0.40	-
Capital work-in-progress	4(b)	-	105.23
Right-of-use assets	6	103.87	104.94
Financial assets			
(a) Other financial assets	7	7.33	0.22
Income tax assets	8	12.77	0.01
Other non-current assets	9	118.51	96.99
Total non-current assets		2,588.07	428.37
Current assets			
Inventories	10	547.35	-
Financial assets			
(a) Trade receivables	11	173.75	-
(b) Cash and cash equivalents	12	0.02	0.17
(c) Loans	13	0.10	-
Other current assets	14	23.51	0.10
Total current assets		744.72	0.27
TOTAL ASSETS		3,332.79	428.64
EQUITY AND LIABILITIES			
Equity			
Equity share capital	15	0.10	0.10
Other equity	16	127.81	(2.00)
Total equity		127.91	(1.90)
Liabilities			
Non-current liabilities			
Financial liabilities			
(a) Borrowings	17	1,993.82	347.63
(b) Lease liabilities	6	8.30	8.30
Provisions	18	1.54	-
Deferred tax liabilities (net)	32	15.37	-
Other non-current liabilities	19	239.68	-
Total non-current liabilities		2,258.71	355.93
Financial liabilities			
(a) Borrowings	20	340.92	-
(b) Lease liabilities	6	0.00	0.00
(c) Trade payables	21		
i) total outstanding dues of micro enterprises and small enterprises		35.85	-
ii) total outstanding dues of creditors other than micro enterprise and small enterprises		297.34	0.05
(d) Other financial liabilities	22	229.58	13.24
Other current liabilities	23	42.10	61.31
Provisions	18	0.37	-
Total current liabilities		946.16	74.61
Total liabilities		3,204.87	430.54
Total equity and liabilities		3,332.79	428.64
Summary of significant accounting policies	2-4		
See accompanying notes forming integral part of the financial statements	5-46		

In terms of our report of even date attached
For Bansal & CO LLP
Chartered Accountants
Firm Regn. No. 001113N/N500079

[Signature]

Kapil Mittal
Partner
Membership No.: 502221
Place: New Delhi
Date: 28/06/2024



For and on behalf of the Board of Directors
Swara Hygiene Private Limited

[Signature]

Gautam Sharma
Director
DIN: 08776136
Place:
Date:

[Signature]

Alok Birla
Director
DIN: 00232079
Place:
Date:



Swara Hygiene Private Limited
CIN: U24246MP2022PTC061559

Statement of Profit and Loss for the year ended March 31, 2024
(All amounts are in Indian Rupee in millions, unless otherwise stated)


Particulars	Notes	Year ended March 31, 2024	Period ended March 31, 2023
Income			
Revenue from operations	24	764.32	-
Other income	25	5.63	-
Total income		769.95	-
Expenses			
Cost of material consumed	26	523.28	-
Changes in inventories of finished goods and work-in-progress	27	(107.22)	-
Employee benefits expense	28	29.68	-
Finance costs	29	69.52	0.21
Depreciation and amortisation expense	30	47.78	1.70
Other expenses	31	50.62	0.09
Total expenses		613.66	2.00
Profit/(loss) before tax		156.29	(2.00)
Tax expense			
Current tax	32	11.11	-
Deferred tax	32	15.37	-
Total tax expense		26.48	-
Profit/(loss) for the year/period		129.81	(2.00)
Other comprehensive income			
Items that will not be reclassified to profit or loss			
Net (loss)/gain on Remeasurement of net defined benefit liability		-	-
Other comprehensive income for the year, net of tax		-	-
Total comprehensive income/(expense) for the year/period		129.81	(2.00)
Earning per share			
Basic and Diluted (in Rs)	33	12,980.87	(199.92)
Summary of Material accounting policies	2-4		
See accompanying notes forming integral part of the financial statements			


As per our report of even date attached
For Bansal & CO LLP
Chartered Accountants
Firm Regn. No. 001113N/NS00079


Kapil Mittal
Partner
Membership No. : 502221
Place: New Delhi
Date: 28/06/2024



For and on behalf of the Board of Directors
Swara Hygiene Private Limited


Gautam Sharma
Director
DIN: 08776136
Place:
Date:


Alok Birla
Director
DIN: 00232079
Place:
Date:



Swara Hygiene Private Limited
CIN: U24246MP2022PTC061559
Statement for Cash Flow Statement for the year ended March 31, 2024
(All amounts are in Indian Rupee in millions, unless otherwise stated)

Particulars	For the year March 31, 2024	For the period June 27, 2022 to March 31, 2023
A. Cash flow from operating activities		
Profit/(loss) before tax	156.29	(2.00)
Adjustments for :		
Depreciation and amortisation expenses	47.78	1.70
Finance costs	69.52	0.21
Interest incomes	(0.68)	-
Allowance for expected credit losses	1.17	-
Unrealised exchange gain/(loss)	(1.81)	-
Operating profit/(loss) before working capital changes	272.27	(0.09)
Changes in working capital		
(Decrease)/increase in other current liabilities	(19.22)	61.31
Increase in other financial liabilities	5.53	13.24
(Increase) in inventories	(547.35)	-
Increase in provisions	1.91	-
Increase in trade payables	333.61	0.05
(Increase) in trade receivables	(174.91)	-
(Increase) in other financial assets	(7.21)	(2.71)
(Increase) in other current assets	(23.41)	(6.75)
(Increase) in non-current assets	(101.51)	-
Cash (used in)/generated from operating activities	(260.29)	65.06
Direct taxes paid (net)	(23.86)	(0.01)
Net cash (used in)/ generated from operating activities (A)	(284.15)	65.05
B. Cash flows from investing activities		
Purchase of property, plant and equipment and intangible assets	(1,640.27)	(317.98)
Interest income	0.68	-
Net cash (used in) investing activities (B)	(1,639.58)	(317.98)
C. Cash flow from financing activities		
Proceeds from long term borrowings	1,943.68	347.63
Repayment of long term borrowings	(297.48)	-
Movement in short-term borrowings (net of repayment)	340.92	-
Interest on borrowings	(62.70)	-
Repayment of lease liabilities	(0.83)	(94.63)
Proceeds from issue of equity shares	-	0.10
Net cash generated from financing activities (C)	1,923.59	253.10
Net (decrease)/increase in cash and cash equivalents (A+B+C)	(0.15)	0.17
Cash and cash equivalents at the beginning of the year/period	0.17	-
Cash and cash equivalents at the end of the year/period	0.02	0.17
Components of cash and cash equivalent		
	For the period March 31, 2024	For the period June 27, 2022 to March 31, 2023
-Cash in hand	0.02	0.17
Cash and cash equivalents (refer note 9)	0.02	0.17

Summary of significant accounting policies

2-4

See accompanying notes forming integral part of these financial statements

In terms of our report of even date attached

For Bansal & CO LLP
Chartered Accountants
Firm Regn. No. 001113N/N500079



Kapil Mittal
Partner
Membership No. . 502221,
Place: *New Delhi*
Date: *28/06/2024*



For and on behalf of the Board of Directors
Swara Hygiene Private Limited


Gautam Sharma
Director
DIN: 08776136
Place:
Date:


Alok Birla
Director
DIN: 00232079
Place:
Date:



Swara Hygiene Private Limited
CIN: U24246MP2022PTC061559

Statement of changes in equity for the year ended March 31, 2024
(All amounts are in Indian Rupee in millions, unless otherwise stated)

(A) Equity share capital

Particulars	As at March 31, 2024		As at March 31, 2023	
	No. of shares	Amount	No. of shares	Amount
Balance at the beginning of the year/period	-	-	-	-
Add: shares issue during the period	0.01	0.10	0.01	0.10
Balance as at the end of the year/period	0.01	0.10	0.01	0.10

(B) Other equity

Particulars	Retained earnings	Total
Balance at the beginning of the year/period	(2.00)	(2.00)
Profit for the year	129.81	129.81
Balance as at March 31, 2024	127.81	127.81

Particulars	Retained earnings	Total
Balance at the beginning of the year/period	-	-
Profit/(Loss) for the period	(2.00)	(2.00)
Balance as at March 31, 2023	(2.00)	(2.00)

Summary of significant accounting policies

2-4

Retained earning

Retained earning represents profit of the Company

See accompanying notes forming integral part of these financial statements

In terms of our report of even date attached

For Bansal & CO LLP
Chartered Accountants
Firm Regn. No. 001113N/N500079

Apil Mittal
Partner
Membership No. . 502221



For and on behalf of the Board of Directors
Swara Hygiene Private Limited

Gautam Sharma Alok Birla
Director Director
DIN: 08776136 DIN: 00232079



Place: New Delhi
Date: 28/06/2024

Place: Place:
Date: Date:

Swara Hygiene Private Limited

CIN: U24246MP2022PTC061559

Notes forming part of the Financial Statements for the year ended March 31, 2024

(All amounts are in Indian Rupee in millions, unless otherwise stated)

1 General Information

Swara Hygiene Private Limited (the Company) is a private limited company domiciled in India & is incorporated on June 27, 2022 under the provisions of the Companies Act, 2013 having CIN U24246MP2022PTC061559. The Company has its registered office and production unit at Plot No. 5 & 7, Integrated I/A, Sector 5, Pithampur, Dhar, Madhya Pradesh - 454775.

The Company is engaged in the business of manufacturing and dealing in hygiene products for infants having diapers as its main finished product. The company is in its second financial year and production has commenced in the current financial year.

2 Material accounting policies

2.1 Basis of Accounting and Preparation of Financial Statements

(a) Statement of Compliance

These Financial Statements are prepared for the year ended on March 31, 2024 and are presented in Rs. in millions which is the functional currency of the company. These financial statements have been prepared in accordance with the Indian Accounting Standards ('Ind AS') prescribed in under section 133 of Companies act, 2013 read with Companies (Indian Accounting Standards) Rules as amended from time to time. The Financial Statements were authorised and approved for issue by the Company's Board of Directors on June 28, 2024.

(a) Basis of preparation and Statement of Compliance with Ind AS

These financial statements of Swara Hygiene Private Limited which comprises the Balance Sheet as at March 31, 2024, the Statement of Profit and Loss (including Other Comprehensive Income), the Statement of Cash Flows, the Statement of Changes in Equity for the period then ended, and a summary of significant accounting policies and other explanatory notes (together hereinafter referred to as 'Financial Statements') have been prepared by the Company's management in accordance with the Indian Accounting Standards ('Ind AS') prescribed in under section 133 of Companies act, 2013 read with Companies (Indian Accounting Standards) Rules as amended from time to time.

(b) Basis of measurement

The financial statements have been prepared on accrual and going concern basis. The accounting policies are applied consistently to all the periods presented in the financial statements. All assets and liabilities have been classified as current or non-current as per the Company's normal operating cycle and other criteria as set out in the Division II of Schedule III to the Companies Act, 2013. Based on the nature of products and the time between acquisition of assets for processing and their realisation in cash and cash equivalents, the Company has ascertained its operating cycle as 12 months for the purpose of current or non-current classification of assets and liabilities.

The financial statements have been prepared on a historical cost basis, except for the following assets and liabilities which have been measured at fair value or revalued amount:

Historical cost is generally based on the fair value of the consideration given in exchange for goods and services.

a) Property, plant and equipment

b) Right-of-use assets

c) Certain financial assets and liabilities measured at fair value (refer accounting policy regarding financial instruments)

d) Lease liability is measured at the present value of the remaining lease payments, discounted using the lessee's incremental borrowing rate at the date of initial application

e) Net defined benefit (asset)/ liability

Company has prepared the financial statements on the basis that it will continue to operate as a going concern.

The financial Statements are presented in Indian Rupee (Rs.) and all values are rounded to the nearest millions (INR 000,000), except when otherwise indicated.

2.2 Summary of significant accounting policies

(a) Current versus non-current classification

All assets and liabilities are classified into current and non-current :-

Liabilities

Deferred tax assets and liabilities are classified as non-current assets and liabilities.

The operating cycle is the time between the acquisition of assets for processing and their realisation in cash and cash equivalents. The Company has identified twelve months as its operating cycle.

(b) Use of estimates

The preparation of financial statements in conformity with Ind AS requires the Management to make estimate and assumptions that affect the reported amount of assets and liabilities as at the Balance Sheet date, reported amount of revenue and expenses for the year and disclosures of contingent liabilities as at the Balance Sheet date. The estimates and assumptions used in the accompanying financial statements are based upon the Management's evaluation of the relevant facts and circumstances as at the date of the financial statements. Actual results could differ from these estimates. Estimates and underlying assumptions are reviewed on a periodic basis. Revisions to accounting estimates, if any, are recognized in the year in which the estimates are revised and in any future years affected. Refer Note 3 for detailed discussion on estimates and judgments.

(c) Going Concern

These financial statements have been prepared on a going concern basis. Management has assessed the cash flow projections and available liquidity for a period of at least twelve months from the date of these financial statements. Based on this evaluation, Management believes that the Company will be able to continue as a 'going concern' in the foreseeable future and for a period of at least twelve months from the date of these financial statements based on the following:

(i) Expected future operating cash flows based on business projections, and

(ii) Available cash and cash equivalent balances.

(iii) Available credit facilities with its bankers.

Based on the above factors, Management has concluded that the "going concern" assumption is appropriate. Accordingly, the financial statements do not include any adjustments regarding the recoverability and classification of the carrying amount of assets and classification of liabilities that might result, should the Company be unable to continue as a going concern.



2.3 Property, plant and equipment

Property, plant and equipment are stated at historical cost less depreciation. Historical cost includes expenditure that is directly attributable to the acquisition of the items.

Subsequent costs are included in the asset's carrying amount or recognized as a separate asset, as appropriate, only when it is probable that future economic benefits associated with the item will flow to the Company and the cost of the item can be measured reliably. The carrying amount of any component accounted for as a separate asset is derecognized when replaced. All other repairs and maintenance are charged to Statement of Profit and Loss during the year in which they are incurred.

Advances paid towards the acquisition of property, plant and equipment outstanding at each balance sheet date is classified as capital advances under other non-current assets and the cost of assets not put to use before such date are disclosed under 'Capital work-in-progress'.

Depreciation methods, estimated useful lives

The Company depreciates property, plant and equipment over their estimated useful lives using the straight line method. The estimated useful lives of assets are as follows:

Property, plant and equipment	Useful Life
Leasehold improvement*	Lease period
Plant & Machinery	10-15 years
Furniture and Fixtures	10 years
Electrical Installation	10 years
Vehicle	10 years
Building (other than factory buildings) other than RCC	30 years
Frame Structure	
Office Equipment	5 years
Computers:	
-Servers	6 years
-End user devices such as, desktops, laptops etc	3 years

* Leasehold improvements are amortized over the lease period, which corresponds with the useful lives of the assets.

Depreciation on addition to property plant and equipment is provided on pro-rata basis from the date of acquisition. Depreciation on sale/deduction from property plant and equipment is provided up to the date preceding the date of sale, deduction as the case may be. Gains and losses on disposals are determined by comparing proceeds with carrying amount. These are included in Statement of Profit and Loss under 'Other Income'.

Depreciation methods, useful lives and residual values are reviewed periodically at each financial year end and adjusted prospectively, as appropriate.

2.4 Other Intangible Assets

Intangible assets are stated at acquisition cost, net of accumulated amortization.

The Company amortized intangible assets over their estimated useful lives using the straight line method.

Intangible assets with finite lives are assessed for impairment whenever there is an indication that the intangible asset may be impaired. The amortization period and the amortization method for an intangible asset with a finite useful life are reviewed at least at each financial year end.

2.5 Foreign Currency Transactions

(a) Functional and presentation currency

Items included in the financial statements are measured using the currency of the primary economic environment in which the entity operates ('the functional currency'). The financial statements are presented in Indian rupee (INR), which is the Company's functional and presentation

(b) Transactions and balances

On initial recognition, all foreign currency transactions are recorded by applying to the foreign currency amount the exchange rate

All monetary assets and liabilities in foreign currencies are restated at the year end at the exchange rate prevailing at the year end and the exchange differences are recognised in the Statement of Profit and Loss.

Non-monetary items that are measured in terms of historical cost in a foreign currency are translated using the exchange rates at the dates of the initial transactions.

2.6 Fair value measurement

The Company measures financial instruments, such as, derivatives at fair value at each balance sheet date.

Fair value is the price that would be received to sell an asset or paid to transfer a liability in an orderly transaction between market participants at the measurement date. The fair value measurement is based on the presumption that the transaction to sell the asset or transfer the liability takes place either:

- ▶ In the principal market for the asset or liability, or
- ▶ In the absence of a principal market, in the most advantageous market for the asset or liability accessible to the Company.

The fair value of an asset or a liability is measured using the assumptions that market participants would use when pricing the asset or liability. A fair value measurement of a non-financial asset takes into account a market participant's ability to generate economic benefits by using the asset. The Company uses valuation techniques that are appropriate in the circumstances and for which sufficient data are available to measure fair value, maximizing the use of relevant observable inputs and minimizing the use of unobservable inputs. The Company's management determines the policies and procedures for fair value measurement such as derivative instrument.

All assets and liabilities for which fair value is measured or disclosed in the financial statements are categorized within the fair value hierarchy, described as follows, based on the lowest level input that is significant to the fair value measurement as a whole:

- ▶ Level 1 — Quoted (unadjusted) market prices in active markets for identical assets or liabilities
- ▶ Level 2 — Valuation techniques for which the lowest level input that is significant to the fair value measurement is directly or indirectly observable
- ▶ Level 3 — Valuation techniques for which the lowest level input that is significant to the fair value measurement is unobservable



2.7 Revenue from contract with customer

Revenue from contracts with customers is recognised when control of the goods or services are transferred to the customer at an amount that reflects the consideration to which the Company expects to be entitled in exchange for those goods or services. The Company has generally concluded that it is the principal in its revenue arrangements, because it typically controls the goods or services before transferring them to the customer.

Sale of Products

Revenue from the sale of goods is recognised when the significant risks and rewards of ownership of the goods have been transferred to the buyer, usually on delivery of the goods. Revenue from the sale of goods is measured at the fair value of the consideration received or receivable. Amounts disclosed as revenue are inclusive of excise duty and net of returns and allowances, trade discounts and volume rebates, value added taxes, goods and service tax (GST) and amounts collected on behalf of third parties.

(i) Variable Consideration

If the consideration in a contract includes a variable amount, the Company estimates the amount of consideration to which it will be entitled in exchange for transferring the goods to the customer. The variable consideration is estimated at contract inception and constrained until it is highly probable that a significant revenue reversal in the amount of cumulative revenue recognised will not occur when the associated uncertainty with the variable consideration is subsequently resolved.

(ii) Significant financing component

The Company applies the practical expedient for short-term advances received from customers. That is, the promised amount of consideration is not adjusted for the effects of a significant financing component if the period between the transfer of the promised good or service and the payment is one year or less.

(iii) Warranty obligations

The Company typically provides warranties for general repairs of defects that existed at the time of sale. These assurance-type warranties are accounted for under Ind AS 37 Provisions, Contingent Liabilities and Contingent Assets.

Rendering of services

The Company primarily earns revenue from Job work Charges. Revenue from Job work charges is recognised when control of the services are transferred to the customer at an amount that reflects the consideration to which the Company expects to be entitled in exchange for those services. Revenue is measured at the fair value of the consideration received or receivable. Amounts disclosed as revenue are net of indirect taxes, trade allowances, rebates and amounts collected on behalf of third parties and is not recognised in instances where there is uncertainty with regard to ultimate collection. In such cases revenue is recognised on reasonable certainty of collection.

Interest income

Interest income is recognized on a time proportion basis taking into account the amount outstanding and the applicable interest rate. Interest income is included under the head "other income" in the statement of profit and loss.

Other Income

Other items of income are accounted as and when the right to receive such income arises and it is probable that the economic benefits will flow to the Company and the amount of income can be measured reliably.

2.8 Taxes

Tax expense for the year, comprising current tax and deferred tax, are included in the determination of the net profit or loss for the year.

(a) Current income tax

Current tax assets and liabilities are measured at the amount expected to be recovered or paid to the taxation authorities. The tax rates and tax laws used to compute the amount are those that are enacted or substantively enacted, at the year end date. Current tax assets and tax liabilities are offset where the entity has a legally enforceable right to offset and intends either to settle on a net basis, or to realize the asset and settle the liability simultaneously.

(b) Deferred tax

Deferred income tax is provided in full, using the balance sheet approach, on temporary differences arising between the tax bases of assets and liabilities and their carrying amounts in financial statements. Deferred income tax is also not accounted for if it arises from initial recognition of an asset or liability in a transaction other than a business combination that at the time of the transaction affects neither accounting profit nor taxable profit (tax loss). Deferred income tax is determined using tax rates (and laws) that have been enacted or substantially enacted by the end of the year and are expected to apply when the related deferred income tax asset is realised or the deferred income tax liability is settled.

Deferred tax assets are recognised for all deductible temporary differences and unused tax losses only if it is probable that future taxable amounts will be available to utilize those temporary differences and losses.

Management periodically evaluates positions taken in tax returns with respect to situations in which applicable tax regulation is subject to interpretation. It establishes provisions where appropriate on the basis of amounts expected to be paid to the tax authorities.

Deferred tax assets and liabilities are offset when there is a legally enforceable right to offset current tax assets and liabilities and when the deferred tax balances relate to the same taxation authority.

Current and deferred tax is recognized in Statement of Profit and Loss, except to the extent that it relates to items recognised in other comprehensive income or directly in equity. In this case, the tax is also recognised in other comprehensive income or directly in equity, respectively.

(c) Goods and service taxes (GST) paid on acquisition of assets or on incurring expenses

Expenses and assets are recognised net of the amount of goods and service taxes paid, except:

-when the tax incurred on a purchase of ASSETS or services is not recoverable from the taxation authority, in which case, the tax paid is recognised as PART of the COST of acquisition of the asset or as PART of the Expense item, as applicable.

-when receivables and payables are stated with the amount of tax included.

The net amount of tax recoverable from, or payable to, the taxation authority is included as part of other current assets or liabilities in the balance sheet.

2.9 Leases

The Company assesses at contract inception whether a contract is, or contains, a lease. That is, if the contract conveys the right to control the use of an identified asset for a period of time in exchange for consideration.



(i) **The Company as a lessee**

The Company recognizes right-of-use asset representing its right to use the underlying asset for the lease term at the lease commencement date. The cost of the right of use asset measured at inception shall comprise of the amount of the initial measurement of lease liability adjusted for any lease payments made at or before the commencement date less any lease incentives received, plus any initial direct costs incurred and an estimate of costs to be incurred by the lessee in dismantling and removing the underlying asset or restoring the underlying asset or site on which it is located. The right-of-use assets subsequently measured at cost less any accumulated depreciation, accumulated impairment losses, if any and adjusted for any re-measurement of the lease liability. The right of use asset is depreciated in the straight line method from the commencement date over the shorter of lease term or useful life of right-of-use asset. Right-of-use assets are tested for impairment where there any indication that their carrying amounts may not be recoverable. Impairment loss, if any, is recognized in the statement of profit and loss

(ii) **Right of Use Assets:**

The Company recognises right-of-use assets at the commencement date of the lease (i.e., the date the underlying asset is available for use). Right-of-use assets are measured at cost, less any accumulated depreciation and impairment losses, and adjusted for any remeasurement of lease liabilities. The cost of right-of-use assets includes the amount of lease liabilities recognised, initial direct costs incurred, and lease payments made at or before the commencement date less any lease incentives received. Right-of-use assets are depreciated on a straight-line basis over the shorter of the lease term and the estimated useful lives of the assets, as follows:

S.No.	Particulars	Lease Term
1	Land	99 years

If ownership of the leased asset transfers to the Company at at the end of the lease term or the cost reflects the exercise of a purchase option, depreciation is calculated using the estimated useful life of the asset.

The Company measures the lease liability at the present value of the lease payments that are not paid at the commencement date of the lease. The lease payments are discounted using the interest rate implicit in the lease, if that rate can be readily determined. If that rate cannot be readily determined, the Company uses incremental borrowing rate. For leases with reasonably similar characteristics, the Company, on a lease by lease basis, may adopt either the incremental borrowing rate specific to the lease or the incremental borrowing rate for the portfolio as a whole. The lease payments shall include fixed payments, variable lease payments, residual value guarantees, exercise price of a purchase option where the Company is reasonably certain to exercise that option and payments of penalties for terminating the lease, if the lease term reflects the lessee exercising an option to terminate the lease. The lease liability is subsequently re-measured by increasing the carrying amount to reflect interest on the lease liability, reducing the carrying amount to reflect the lease payments made and re-measuring the carrying amount to reflect any reassessment or lease modifications or to reflect revised in-substance fixed lease payments. Where the carrying amount of the right-of-use asset is reduced to zero and there is a further reduction in the measurement of the lease liability, the Company recognises any remaining amount of the re-measurement in statement of profit and loss.

The Company applies the short-term lease recognition exemption to its short-term leases of building (i.e., those leases that have a lease term of 12 months or less from the commencement date and do not contain a purchase option). It also applies the lease of low-value assets recognition exemption to leases of office equipment that are considered to be low value. Lease payments on short-term leases and leases of low-value assets are recognised as expense on a straight-line basis over the lease term.

Lease liability and ROU asset have been separately presented in the Balance Sheet and lease payments have been classified as financing activity in statement of cash flows.

2.10 Inventories

Inventories are valued at the lower of cost and net realisable value.

Costs incurred in bringing each product to its present location and condition are accounted for as follows:

Raw materials, packaging materials and stores and spare parts are valued at lower of cost and net realizable value. Cost includes purchase price, (excluding those subsequently recoverable by the enterprise from the concerned revenue authorities), freight inwards and other expenditure incurred in bringing such inventories to their present location and condition. In determining the cost, weighted average cost Work in progress, manufactured finished goods and traded goods are valued at the lower of cost and net realisable value. Cost of work in progress and manufactured finished goods is determined on the weighted average basis and comprises direct material, cost of conversion and other costs incurred in bringing these inventories to their present location and condition. Cost of traded goods is determined on a weighted Provision of obsolescence on inventories is considered on the basis of management's estimate based on demand and market of the inventories. Net realizable value is the estimated selling price in the ordinary course of business, less the estimated cost of completion and the estimated costs necessary to make the sale.

The comparison of cost and net realizable value is made on item by item basis.

2.11 Impairment of non-financial assets

The Company assesses at each year end whether there is any objective evidence that a non financial asset or a group of non financial assets is impaired. If any such indication exists, the Company estimates the asset's recoverable amount and the amount of impairment loss.

An impairment loss is calculated as the difference between an asset's carrying amount and recoverable amount. Losses are recognized in Statement of Profit and Loss and reflected in an allowance account. When the Company considers that there are no realistic prospects of recovery of the asset, the relevant amounts are written off. If the amount of impairment loss subsequently decreases and the decrease can be related objectively to an event occurring after the impairment was recognised, then the previously recognised impairment loss is reversed through Statement of Profit and Loss.

The recoverable amount of an asset or cash-generating unit (as defined below) is the greater of its value in use and its fair value less costs to sell. In assessing value in use, the estimated future cash flows are discounted to their present value using a pre-tax discount rate that reflects current market assessments of the time value of money and the risks specific to the asset. For the purpose of impairment testing, assets are grouped together into the smallest group of assets that generates cash in flows from continuing use that are largely independent of the cash inflows of other assets or groups of assets (the "cash-generating unit").



2.12 Provisions and contingent liabilities

Provisions are recognized when there is a present obligation as a result of a past event, it is probable that an outflow of resources embodying economic benefits will be required to settle the obligation and there is a reliable estimate of the amount of the obligation. Provisions are measured at the best estimate of the expenditure required to settle the present obligation at the Balance sheet date.

If the effect of the time value of money is material, provisions are discounted using a current pre-tax rate that reflects, when appropriate, the risks specific to the liability. When discounting is used, the increase in the provision due to the passage of time is recognized as a finance cost.

The Company records a provision for decommissioning costs. Decommissioning costs are provided at the present value of expected costs to settle the obligation using estimated cash flows and are recognized as part of the cost of the particular asset. The cash flows are discounted at a current pre-tax rate that reflects the risks specific to the decommissioning liability. The unwinding of the discount is expensed as incurred and recognized in the statement of profit and loss as a finance cost. The estimated future costs of decommissioning are reviewed annually and adjusted as appropriate. Changes in the estimated future costs or in the discount rate applied are added to or deducted from the cost of the asset.

Contingent liabilities are disclosed when there is a possible obligation arising from past events, the existence of which will be confirmed only by the occurrence or non occurrence of one or more uncertain future events not wholly within the control of the Company or a present obligation that arises from past events where it is either not probable that an outflow of resources will be required to settle or a reliable estimate of the amount cannot be made.

2.13 Cash and cash equivalents

Cash and cash equivalent in the balance sheet comprise cash at banks, cash on hand and short-term deposits net of bank overdraft with an original maturity of three months or less, which are subject to an insignificant risk of changes in value.

For the purposes of the cash flow statement, cash and cash equivalents include cash on hand, cash in banks and short-term deposits net of bank overdraft.

2.14 Financial instruments

A financial instrument is any contract that gives rise to a financial asset of one entity and a financial liability or equity instrument of another entity.

(a) Financial assets

(i) Initial recognition and measurement

At initial recognition, financial asset is measured at its fair value plus, in the case of a financial asset not at fair value through profit or loss, transaction costs that are directly attributable to the acquisition of the financial asset. Transaction costs of financial assets carried at fair value through profit or loss are expensed in profit or loss.

(ii) Subsequent measurement

For purposes of subsequent measurement, financial assets are classified in following categories:

- a) at amortized cost; or
- b) at fair value through other comprehensive income; or
- c) at fair value through profit or loss.

The classification depends on the entity's business model for managing the financial assets and the contractual terms of the cash flows.

Amortized cost: Assets that are held for collection of contractual cash flows where those cash flows represent solely payments of principal and interest are measured at amortized cost. Interest income from these financial assets is included in finance income using the effective interest rate method (EIR).

Fair value through other comprehensive income (FVOCI): Assets that are held for collection of contractual cash flows and for selling the financial assets, where the assets' cash flows represent solely payments of principal and interest, are measured at fair value through other comprehensive income (FVOCI). Movements in the carrying amount are taken through OCI, except for the recognition of impairment gains or losses, interest revenue and foreign exchange gains and losses which are recognized in Statement of Profit and Loss. When the financial asset is derecognized, the cumulative gain or loss previously recognized in OCI is reclassified from equity to Statement of Profit and Loss and recognized in other gains/ (losses). Interest income from these financial assets is included in other income using the effective interest rate method.

Fair value through profit or loss (FVTPL): Assets that do not meet the criteria for amortized cost or FVOCI are measured at fair value through profit or loss. Interest income from these financial assets is included in other income.

Equity instruments. All equity investments in scope of Ind AS 109 are measured at fair value. Equity instruments which are held for trading and contingent consideration recognised by an acquirer in a business combination to which Ind AS103 applies are classified as at FVTPL. For all other equity instruments, the Company may make an irrevocable election to present in other comprehensive income subsequent changes in the fair value. The Company makes such election on an instrument- by-instrument basis. The classification is made on initial recognition and is irrevocable.

If the Company decides to classify an equity instrument as at FVTOCI, then all fair value changes on the instrument, excluding dividends, are recognized in the OCI. There is no recycling of the amounts from OCI to P&L, even on sale of investment. However, the Company may transfer the cumulative gain or loss within equity.

Equity instruments included within the FVTPL category are measured at fair value with all changes recognized in the profit and loss.

(iii) Impairment of financial assets

In accordance with Ind AS 109, Financial Instruments, the Company applies expected credit loss (ECL) model for measurement and recognition of impairment loss on financial assets that are measured at amortized cost and FVOCI.

For recognition of impairment loss on financial assets and risk exposure, the Company determines that whether there has been a significant increase in the credit risk since initial recognition. If credit risk has not increased significantly, 12-month ECL is used to provide for impairment loss. However, if credit risk has increased significantly, lifetime ECL is used. If in subsequent years, credit quality of the instrument improves such that there is no longer a significant increase in credit risk since initial recognition, then the entity reverts to recognizing impairment loss allowance based on 12 month ECL.

Life time ECLs are the expected credit losses resulting from all possible default events over the expected life of a financial instrument. The 12 month ECL is a portion of the lifetime ECL which results from default events that are possible within 12 months after the year end.



ECL is the difference between all contractual cash flows that are due to the Company in accordance with the contract and all the cash flows that the entity expects to receive (i.e. all shortfalls), discounted at the original EIR. When estimating the cash flows, an entity is required to consider all contractual terms of the financial instrument (including prepayment, extension etc.) over the expected life of the financial instrument. However, in rare cases when the expected life of the financial instrument cannot be estimated reliably, then the entity is required to use the remaining contractual term of the financial instrument.

In general, it is presumed that credit risk has significantly increased since initial recognition if the payment is more than 30 days past due.

ECL impairment loss allowance (or reversal) recognized during the year is recognized as income expense in the statement of profit and loss. In balance sheet ECL for financial assets measured at amortized cost is presented as an allowance, i.e. as an integral part of the measurement of those assets in the balance sheet. The allowance reduces the net carrying amount. Until the asset meets write off criteria, the Company does not reduce impairment allowance from the gross carrying amount.

(iv) **Derecognition of financial assets**

A financial asset is derecognized only when

- a) the rights to receive cash flows from the financial asset is transferred or
- b) retains the contractual rights to receive the cash flows of the financial asset, but assumes a contractual obligation to pay the cash flows to one or more recipients.

Where the financial asset is transferred then in that case financial asset is derecognized only if substantially all risks and rewards of ownership of the financial asset is transferred. Where the entity has not transferred substantially all risks and rewards of ownership of the financial asset, the financial asset is not derecognized.

(b) **Financial liabilities**

(i) **Initial recognition and measurement**

Financial liabilities are classified, at initial recognition, as financial liabilities at fair value through profit or loss and at amortized cost, as appropriate.

All financial liabilities are recognized initially at fair value and, in the case of borrowings and payables, net of directly attributable transaction costs.

(ii) **Subsequent measurement**

The measurement of financial liabilities depends on their classification, as described below:

Financial liabilities at fair value through profit or loss

Financial liabilities at fair value through profit or loss include financial liabilities held for trading and financial liabilities designated upon initial recognition as at fair value through profit or loss. Separated embedded derivatives are also classified as held for trading unless they are designated as effective hedging instruments. Gains or losses on liabilities held for trading are recognized in the Statement of Profit and Loss.

Loans and borrowings

After initial recognition, interest-bearing loans and borrowings are subsequently measured at amortized cost using the EIR method. Gains and losses are recognized in Statement of Profit and Loss when the liabilities are derecognized as well as through the EIR amortization process. Amortized cost is calculated by taking into account any discount or premium on acquisition and fees or costs that are an integral part of the EIR. The EIR amortization is included as finance costs in the Statement of Profit and Loss.

(iii) **Derecognition**

A financial liability is derecognized when the obligation under the liability is discharged or cancelled or expires. When an existing financial liability is replaced by another from the same lender on substantially different terms, or the terms of an existing liability are substantially modified, such an exchange or modification is treated as the derecognition of the original liability and the recognition of a new liability. The difference in the respective carrying amounts is recognized in the Statement of Profit and Loss as finance costs.

(c) **Offsetting financial instruments**

Financial assets and liabilities are offset and the net amount is reported in the balance sheet where there is a legally enforceable right to offset the recognized amounts and there is an intention to settle on a net basis or realize the asset and settle the liability simultaneously. The legally enforceable right must not be contingent on future events and must be enforceable in the normal course of business and in the event of default, insolvency or bankruptcy of the Company or the counterparty.

2.16 Employee Benefits

(a) **Short-term obligations**

Liabilities for wages and salaries, including non-monetary benefits that are expected to be settled wholly within 12 months after the end of the year in which the employees render the related service are recognized in respect of employees' services up to the end of the year and are measured at the amounts expected to be paid when the liabilities are settled. The liabilities are presented as current employee benefit obligations in the balance sheet.



(b) Other long-term employee benefit obligations

(i) Defined contribution plan

Provident Fund. Contribution towards provident fund is made to the regulatory authorities, where the Company has no further obligations. Such benefits are classified as Defined Contribution Schemes as the Company does not carry any further obligations, apart from the contributions made on a monthly basis which are charged to the Statement of Profit and Loss.

Employee's State Insurance Scheme. Contribution towards employees' state insurance scheme is made to the regulatory authorities, where the Company has no further obligations. Such benefits are classified as Defined Contribution Schemes as the Company does not carry any further obligations, apart from the contributions made on a monthly basis which are charged to the Statement of Profit and Loss.

(ii) Defined benefit plans

Gratuity. The Company provides for gratuity, a defined benefit plan (the 'Gratuity Plan') covering eligible employees in accordance with the Payment of Gratuity Act, 1972. The Gratuity Plan provides a lump sum payment to vested employees at retirement, death, incapacitation or termination of employment, of an amount based on the respective employee's salary. The Company's liability is actuarially determined (using the Projected Unit Credit method) at the end of each year. Actuarial losses/gains are recognized in the other comprehensive income in the year in which they arise.

Compensated Absences. Accumulated compensated absences, which are expected to be availed or encashed within 12 months from the end of the year are treated as short term employee benefits. The obligation towards the same is measured at the expected cost of accumulating compensated absences as the additional amount expected to be paid as a result of the unused entitlement as at the year end. Accumulated compensated absences, which are expected to be availed or encashed beyond 12 months from the end of the year end are treated as other long term employee benefits. The Company's liability is actuarially determined (using the Projected Unit Credit method) at the end of each year. Actuarial losses/gains are recognized in the statement of profit and loss in the year in which they arise. Leaves under defined benefit plans can be encashed only on discontinuation of service by employee.

2.17 Government Grants

Grant from the government are recognized at their fair value where there is a reasonable assurance that the grant will be received and the Company will comply with the attached conditions.

Government grants that compensate the company for expenses incurred are recognised in the statement of profit and loss, as income or deduction from the relevant expense, on a systematic basis in the period in which the expense is recognized.

Government grants relating to the purchase of property, plant and equipment are included in non-current liabilities as deferred income and are credited to statement of profit and loss on a systematic basis in line with the export turnover of the company to match them with the costs for which they are intended to compensate and presented within other income.

2.18 Earnings Per Share

Basic earnings per share is calculated by dividing the net profit or loss for the year attributable to equity shareholders by the weighted average number of equity shares outstanding during the year. Earnings considered in ascertaining the Company's earnings per share is the net profit or loss for the year after deducting preference dividends and any attributable tax thereto for the year. The weighted average number of equity shares outstanding during the year and for all the years presented is adjusted for events, such as bonus shares, other than the conversion of potential equity shares, that have changed the number of equity shares outstanding, without a corresponding change in resources.

For the purpose of calculating diluted earnings per share, the net profit or loss for the year attributable to equity shareholders and the weighted average number of shares outstanding during the year is adjusted for the effects of all dilutive potential equity shares.

2.19 Borrowing Costs

General and specific borrowing costs that are directly attributable to the acquisition, construction or production of a qualifying asset are capitalized during the period of time that is required to complete and prepare the asset for its intended use or sale. Qualifying assets are assets that necessarily take a substantial period of time to get ready for their intended use or sale. Investment income earned on the temporary investment of specific borrowing pending their expenditure on qualifying assets is deducted from the borrowing costs eligible for capitalization. Other borrowing costs are expensed in the period in which they are incurred.

2.20 Segment Reporting

The Company primarily operates in trading and manufacturing of diapers which is the only reportable segment. Entire operations has been considered as representing a single segment. The said treatment is in accordance with the guiding principles enunciated in the Ind AS 108 Operating segments.

2.21 Rounding off amounts

All amounts disclosed in financial statements and notes have been rounded off to the nearest thousands as per requirement of Schedule III of the Act, unless otherwise stated.



3 Significant accounting judgments, estimates and assumptions

The preparation of financial statements requires management to make judgments, estimates and assumptions that affect the reported amounts of revenues, expenses, assets and liabilities, and the accompanying disclosures, and the disclosure of contingent liabilities. Uncertainty about these assumptions and estimates could result in outcomes that require a material adjustment to the carrying amount of assets or liabilities affected in future years.

3.1 Use of Estimates and judgements

The key assumptions concerning the future and other key sources of estimation uncertainty at the year end date, that have a significant risk of causing a material adjustment to the carrying amounts of assets and liabilities within the next financial year, are described below. The Company based its assumptions and estimates on parameters available when the financial statements were prepared. Existing circumstances and assumptions about future developments, however, may change due to market changes or circumstances arising that are beyond the control of the Company. Such changes are reflected in the assumptions when they occur.

(a) Taxes

Deferred tax assets are recognized for unused tax losses to the extent that it is probable that taxable profit will be available against which the losses can be utilized. Significant management judgment is required to determine the amount of deferred tax assets that can be recognized, based upon the likely timing and the level of future taxable profits together with future tax planning strategies.

The Company neither have any taxable temporary difference nor any tax planning opportunities available that could partly support the recognition of these losses as deferred tax assets. On this basis, the Company has determined that it cannot recognize deferred tax assets on the tax losses carried forward except for the unabsorbed depreciation.

(b) Defined benefit plans (gratuity benefits and leave encashment)

The cost of the defined benefit plans such as gratuity and leave encashment are determined using actuarial valuations. An actuarial valuation involves making various assumptions that may differ from actual developments in the future. These include the determination of the discount rate, future salary increases and mortality rates. Due to the complexities involved in the valuation and its long-term nature, a defined benefit obligation is highly sensitive to changes in these assumptions. All assumptions are reviewed at each year end.

The principal assumptions are the discount and salary growth rate. The discount rate is based upon the market yields available on government bonds at the accounting date with a term that matches that of liabilities. Salary increase rate takes into account of inflation, seniority, promotion and other relevant factors on long term basis.

4 Recent Indian Accounting Standards (Ind AS):

Ministry of Corporate Affairs ("MCA") notifies new standards or amendments to the existing standards under Companies (Indian Accounting Standards) Rules as issued from time to time. On March 31, 2023, MCA amended the Companies (Indian Accounting Standards) Amendment Rules, 2023, as below:

- (i) Ind AS1-Presentation of Financial Statements-This amendment requires the entities to disclose their material accounting policies rather than their significant accounting policies. The effective date for adoption of this amendment is annual periods beginning on or after April 1, 2023. The Company has evaluated the amendment and the impact of the amendment is insignificant in the standalone financial statements.
- (ii) Ind AS 8-Accounting Policies, Changes in Accounting Estimates and Errors-This amendment has introduced a definition of 'accounting estimates' and included amendments to Ind AS 8 to help entities distinguish changes in accounting policies from changes in accounting estimates. The effective date for adoption of this amendment is annual periods beginning on or after April 1, 2023. The Company has evaluated the amendment and there is no impact on its standalone financial statements.
- (iii) Ind AS 12-Income Taxes-This amendment has narrowed the scope of the initial recognition exemption so that it does not apply to transactions that give rise to equal and off setting temporary differences. The effective date for adoption of this amendment is annual periods beginning on or after April 1, 2023. The Company has evaluated the amendment and there is no impact on its standalone financial statement.



Swara Hygiene Private Limited
CIN: U24246MP2022PTC061559

Notes forming part of the Financial Statements for the year ended March 31, 2024

(All amounts are in Indian Rupee in millions, unless otherwise stated)

4 (a) Property, plant and equipment

Particulars	Computers	Buildings	Electrical Equipments & installations	Plant & Machineries	Furniture & Fixtures	Office Equipment	Total (A)	Capital Work in Progress
Balance as at June 27, 2022	-	-	-	-	-	-	-	-
Additions for the period	-	122.42	-	-	-	-	122.42	105.23
Disposals during the period	-	-	-	-	-	-	-	-
Balance as at March 31, 2023	-	122.42	-	-	-	-	122.42	105.23
Additions for the year	3.96	876.06	76.77	1,297.86	11.77	4.46	2,270.88	2,165.65
Capitalised during the year	-	-	-	-	-	-	-	(2,270.88)
Disposals/deletion during the year	-	-	-	-	-	-	-	-
Balance as at March 31, 2024	3.96	998.48	76.77	1,297.86	11.77	4.46	2,393.30	-
Accumulated Depreciation								
Balance as at June 27, 2022	-	-	-	-	-	-	-	-
Depreciation for the period	-	1.43	-	-	-	-	1.43	-
Disposals during the period	-	-	-	-	-	-	-	-
Balance as at March 31, 2023	-	1.43	-	-	-	-	1.43	-
Depreciation for the year	0.39	5.75	1.02	38.97	0.28	0.26	46.67	-
Disposals/deletion during the year	-	-	-	-	-	-	-	-
Balance as at March 31, 2024	0.39	7.18	1.02	38.97	0.28	0.26	48.10	-
Carrying amounts (net)								
Balance as at March 31, 2023	-	120.99	-	-	-	-	120.99	105.23
Balance as at March 31, 2024	3.57	991.30	75.75	1,258.89	11.49	4.20	2,345.20	-

(b) Ageing schedule of Capital-work-in progress (including the project whose completion is overdue)

March 31, 2024

Particulars	Amount in CWIP for a period of			
	Less than 1 year	1-2 years	2-3 years	More than 3 years
Projects in progress	-	-	-	-
Projects temporarily suspended	-	-	-	-
Total (A+B)	-	-	-	-



Swara Hygiene Private Limited
CIN: U24246MP2022PTC061559

Notes forming part of the Financial Statements for the year ended March 31, 2024

(All amounts are in Indian Rupee in millions, unless otherwise stated)

Particulars	Amount in CWIP for a period of			
	Less than 1 year	1-2 years	2-3 years	More than 3 years
Projects in progress	105.23	-	-	-
Projects temporarily suspended	-	-	-	-
Total (A+B)	105.23	-	-	-

(c) *#Details of expenses capitalised and carried forward as a part of capital work in progress are as follows:

Particulars	For the year ended March 31, 2024	For the period ended March 31, 2023
Pre-operative Expenditure carried forward from previous year	14.61	-
Raw Material Consumption	30.98	-
Salaries, wages, bonus and other allowances	4.06	-
Professional fees	5.88	0.70
Security expenses	1.36	0.96
Interest on borrowing	27.18	11.59
Power and fuel charges	3.04	0.30
Rates, taxes and duties	1.84	-
Traveling and conveyance	7.14	-
Insurance charges	0.16	-
Miscellaneous expenses	2.67	1.07
Total pre-operative expenses	98.92	14.61
Less: Sale of Trial run products	(11.89)	-
Less: Allocated to Property, Plant and Equipment during the year	(87.03)	-
Balance pre-operative expenses included in Capital work in Progress	-	14.61

- (d) The title deeds of all the immovable properties (including the properties where the Company is the lessee and the lease agreements are duly executed in favour of the lessee) are held in the name of the Company
- (e) The Company has hypothecated certain asset against borrowings which has been disclosed in Note 17
- (f) The Company has not revalued its Property, plant and equipment (including Right-of-use assets) or intangible assets or both during the current or previous year



Swara Hygiene Private Limited

CIN: U24246MP2022PTC061559

Notes forming part of the Financial Statements for the year ended March 31, 2024

(All amounts are in Indian Rupee in millions, unless otherwise stated)

5 Intangible Assets

Particulars	Software	Total
Balance as at June 27, 2022	-	-
Additions for the period	-	-
Disposals during the period	-	-
Balance as at March 31, 2023	-	-
Additions for the year	0.44	0.44
Disposals/deletion during the year	-	-
Balance as at March 31, 2024	0.44	0.44
Accumulated Amortisation		
Balance as at June 27, 2022	-	-
Amortisation for the period	-	-
Disposals during the period	-	-
Balance as at March 31, 2023	-	-
Amortisation for the year	0.04	0.04
Disposals during the year	-	-
Balance as at March 31, 2024	0.04	0.04
Carrying amounts (net)		
Balance as at March 31, 2023	-	-
Balance as at March 31, 2024	0.40	0.40



Swara Hygiene Private Limited

CIN: U24246MP2022PTC061559

Notes forming part of the Financial Statements for the year ended March 31, 2024

*(All amounts are in Indian Rupee in millions, unless otherwise stated)***6 Right-of-use assets**

Particulars	Leasehold Land	Total
Balance as at June 27, 2022	105.21	105.21
Additions	-	-
Deletion	-	-
Amortisation for the period	(0.27)	(0.27)
Balance as on March 31, 2023	104.94	104.94
Additions	-	-
Deletion	-	-
Amortisation for the year	(1.07)	(1.07)
Balance as at March 31, 2024	103.87	103.87

(a) The aggregate amortization expense on ROU assets is included under depreciation and amortization expense in the Statement of Profit and Loss.

(b) The break-up of current and non-current lease liabilities at the end of reporting period are as follows

Particulars	As at March 31, 2024	As at March 31, 2023
Non-current lease liabilities	8.30	8.30
Current lease liabilities	0.00	0.00
Total lease liabilities	8.30	8.30

(c) The movement in lease liabilities during the years ended March 31, 2024 and March 31, 2023 is as follows:

Particulars	For the year ended March 31, 2024	For the period ended March 31, 2023
Opening Balance	8.30	-
Additions	-	102.72
Interest expense during the year/period	0.83	0.21
Payments during the year/period	(0.83)	(94.63)
Closing Balance	8.30	8.30

(d) For details regarding the contractual maturities of lease liabilities on an undiscounted basis refer note no-37



Swara Hygiene Private Limited

CIN: U24246MP2022PTC061559

Notes forming part of the Financial Statements for the year ended March 31, 2024

(All amounts are in Indian Rupee in millions, unless otherwise stated)

7 Non-current financial assets		
Particulars	March 31, 2024	March 31, 2023
Security deposits	7.33	0.22
Total non-current financial assets	7.33	0.22

8 Income tax assets		
Particulars	March 31, 2024	March 31, 2023
Net income tax assets/ (liability) at the period end	12.77	0.01
Total Income tax assets (net)	12.77	0.01

Movement in tax balances:		
	March 31, 2024	March 31, 2023
Opening (provision for)/advance income tax	0.01	-
Add: Taxes paid	23.86	0.01
Less: Tax expense	(11.11)	-
Closing advance income tax	12.77	0.01

9 Other non-current assets		
Particulars	March 31, 2024	March 31, 2023
Capital advances	10.34	90.33
Balances with government authorities	108.17	0.66
Total other non-current other assets	118.51	90.99

10 Inventories		
Particulars	March 31, 2024	March 31, 2023
Raw material in stock	436.52	-
Finished goods in stock (including good in transit amounting to Rs. 3.76 millions (March 31, 2023: Nil))	107.22	-
Store and spares parts	3.60	-
Total Inventories	547.35	-

The Company had pledged his Inventories amounting to Rs 547.35 Million as security for its Liability.

11 Trade receivables		
Particulars	March 31, 2024	March 31, 2023
Secured, considered good	173.75	-
Unsecured, Considered good	1.17	-
Trade Receivables which have significant increase in credit risk	174.91	-
Gross trade receivables	349.83	-
Less: Impairment allowance	(1.17)	-
Trade Receivables which have significant increase in credit risk	173.75	-
Total Trade receivables	173.75	-
Further classified as:		
Receivable from related parties	-	-
Receivable from others	174.91	-
Total Trade receivables	174.91	-

Trade receivables ageing schedule as at March 31, 2024

Particulars	Not due	Less than 6 months	6 months - 1 year	Total
Undisputed Trade receivables – considered good	70.37	103.38	-	173.75
Undisputed Trade Receivables – which have significant increase in credit risk	0.07	1.09	-	1.17
Undisputed Trade Receivables – credit impaired	-	-	-	-
Disputed Trade Receivables– considered good	-	-	-	-
Disputed Trade Receivables – which have significant increase in credit risk	-	-	-	-
Disputed Trade Receivables – credit impaired	-	-	-	-
Total Trade receivables	70.44	104.47	-	174.91



Swara Hygiene Private Limited

CIN: U24246MP2022PTC061559

Notes forming part of the Financial Statements for the year ended March 31, 2024

(All amounts are in Indian Rupee in millions, unless otherwise stated)

Trade receivables ageing schedule as at March 31, 2023				
Particulars	Not due	Less than 6 months	6 months – 1 year	Total
Undisputed Trade receivables – considered good	-	-	-	-
Undisputed Trade Receivables – which have significant increase in credit risk	-	-	-	-
Undisputed Trade Receivables – credit impaired	-	-	-	-
Disputed Trade Receivables– considered good	-	-	-	-
Disputed Trade Receivables – which have significant increase in credit risk	-	-	-	-
Disputed Trade Receivables – credit impaired	-	-	-	-
Total Trade receivables	-	-	-	-

No trade or other receivable are due from directors or other officers of the company either severally or jointly with any other person. Nor any trade or other receivable are due from firms or private companies respectively in which any director is a partner, a director or a member.

For terms and conditions relating to related party receivables, refer Note 35.

There are no unbilled receivables, hence the same is not disclosed in the ageing schedule.

12 Cash and cash equivalents

Particulars	March 31, 2024	March 31, 2023
Cash in hand	0.02	-
Balances with banks:		
In current accounts	-	0.17
Total Cash and cash equivalents	0.02	0.17

13 Loan

Particulars	March 31, 2024	March 31, 2023
Loan to Employee	0.10	-
Total Loans	0.10	-

14 Other current assets

Particulars	March 31, 2024	March 31, 2023
Advance to vendors	19.43	-
Prepaid expenses	4.08	0.10
Total other current assets	23.51	0.10



15 Share capital

	March 31, 2024	March 31, 2023
Authorized		
10,000 (March 31, 2023: 10,000) equity shares of Rs. 10 each	0.10	0.10
Total	0.10	0.10
Issued, subscribed and paid up		
10,000 (March 31, 2023: 10,000) equity shares of Rs. 10 each	0.10	0.10
Total	0.10	0.10

(a) Reconciliation of equity shares outstanding at the beginning and at the end of the reporting year

Particulars	March 31, 2024	March 31, 2023
	Number of shares	Number of shares
Outstanding at the beginning of the year	0.10	-
Add: Issued during the year	-	0.10
Outstanding at the end of the year	0.10	0.10

(b) Rights, preferences and restrictions attached to equity shares

The Company has only one class of equity shares having par value of Rs. 10 per share. Each shareholder is entitled to one vote per share held. Dividend if any declared is payable in Indian Rupees. The dividend proposed by the Board of Directors is subject to the approval of the shareholders in the ensuing Annual General Meeting. In the event of liquidation of the company, the holders of equity shares will be entitled to receive remaining assets of the company, after distribution of all preferential amounts. The distribution will be in proportion to the number of equity shares held by the shareholders.

(c) Details of shares held by holding company

Particulars	As at March 31, 2024		As at March 31, 2023	
	Number of shares	% of holding in	Number of shares	% of holding in the class
Equity shares of INR 10 each fully paid				
Swara Baby Products Private Limited	10,000	100.00%	10,000	100.00%

(d) Details of shares held by shareholders more than 5%

Particulars	As at March 31, 2024		As at March 31, 2023	
	Number of	% of	Number of shares	% of holding in the
Equity shares of INR 10 each fully paid				
Swara Baby Products Private Limited	10,000	100.00%	10,000	100.00%

(e) There has been no change in shareholding of promoters during the period

16 Other equity - Retained earnings

Particulars	March 31, 2024	March 31, 2023
Opening balance	(2.00)	-
Add: Net profit/(loss) for the year/period	129.81	(2.00)
Closing balance	127.81	(2.00)
Total retained earnings	127.81	(2.00)

Retained earnings:

17 Non-current borrowings

Particulars	March 31, 2024	March 31, 2023
(a) Secured, Loan from Bank	538.51	-
(b) Unsecured, Loans from related parties**	1,455.31	347.63
Total non current borrowings	1,993.82	347.63

Particulars	Maturity	Terms of	Nature of Security	Interest Rate	As at 31 March 2024	
					Non Current Liability	Current Liability
Term Loan LN06233320004	05-Jul-28	Monthly Installment in 5 Years	a) Fixed Deposits	8% - 11.45%	81.96	16.31
Term Loan LN06231860004	05-Jul-28		b) Plant and Machinery	8% - 11.45%	84.49	16.84
Term Loan LN06232200001	05-Jul-28		c) Factory Land and Building	8% - 11.45%	81.50	16.25
Term Loan LN06232860003	05-Jul-28			8% - 11.45%	81.84	16.29
Term Loan LN06233170001	05-Jul-28			8% - 11.45%	85.71	17.06
Term Loan LN06240010002	05-Jul-28		d) Corporate Guarantee of Swara Baby Products Pvt Ltd	8% - 11.45%	64.09	12.75
Term Loan LN06240670001	05-Jul-28			8% - 11.45%	58.84	11.77

**The unsecured loans is taken from the holding company and ultimate holding company "Swara Baby Products Private Limited" and Brambees Solutions Private Limited (lenders), the lender have approved a loan for the purpose up to a maximum limit of Rs. 160 million in one or more tranches. The loan shall be repayable after a period of 5 years from the date of respective agreements. However, parties may mutually extend tenor of the loan. The Company has agreed to utilise the loan facility exclusively for its business and operations. Interest rate minimum @ 8.25% pa & 8.00% respectively to be paid along with repayment of Principal or otherwise as mutually agreed between the parties.

18 Provisions

Particulars	March 31, 2024	March 31, 2023
	Non Current	Non Current
Provision for gratuity (refer note 34)	0.88	-
Provision for compensation absences	0.65	-
Total Provisions	1.54	-



Notes forming part of the Financial Statements for the year ended March 31, 2024

Particulars	March 31, 2024	March 31, 2023
	Current	Current
Provision for gratuity (refer note 34)	0.12	-
Provision for compensation absences	0.26	-
Total Provisions	0.37	-
19 Other non-current liabilities	March 31, 2024	March 31, 2023
Particulars		
Government grants (refer below)	239.68	-
Total Other non-current liabilities	239.68	-
Movement in Government grants	March 31, 2024	March 31, 2023
Opening balance	-	-
Add: Grant received during the year/period	239.68	-
Less: Grant amortised and transferred to Statement of profit and loss	-	-
Total Government grants	239.68	-

Government grant received during the year reflects the amount of import duty saved by the Company under "Export Promotion Capital Goods Scheme (EPCGS)" in case of non fulfillment of terms and condition mentioned under EPCGS scheme the Company shall be subject for action under Foreign Trade (Development & Regulation) Act, 1992.

Particulars	March 31, 2024	March 31, 2023
	20 Short-term borrowings	
Secured, from bank, term loan		
Cash credit facility from a bank	133.67	-
Working capital demand loan from a bank	100.00	-
Current maturity of long term loans from banks	107.26	-
Total short-term borrowings	340.92	-

Cash credit facilities amounting to Rs 133.67 million (March 31, 2023: NIL) are secured under corporate guarantee of Swara Baby Products Private Limited and Current Asset (Present and Future of the company) and Plant & Machinery and Factory Land & Building located in Industrial Land area in Sector 5 Prithampur, Indore

Working capital facilities amounting to Rs 100 million (March 31, 2023: NIL) are repayable on demand. However, the facilities are available for a period of 90 days. This facility is secured under corporate guarantee of Swara Baby Products Private Limited and Current Asset (Present and Future of the company) and Plant & Machinery and Factory Land & Building located in Industrial Land area in Sector 5 Prithampur, Indore

Note 1: Borrowings are subsequently measured at amortised cost and therefore interest accrued on current borrowings are included in the respective amounts
Note 2: Refer note 42 for details of quarterly return for borrowings secured against current asset.

Particulars	March 31, 2024	March 31, 2023
	21 Trade payables	
Total outstanding dues of micro enterprises and small enterprises	35.85	-
Total outstanding dues of creditors other than micro enterprises and small enterprises	297.34	0.05
Total trade payables	333.19	0.05
Current	333.19	0.05
Non-current	-	-

Trade payable ageing schedule as at March 31, 2024

Particulars	Not Due	Less than 1 Years	1-3 yrs.	More than 3 years	Total
MSME	-	35.85	-	-	35.85
Others	19.25	278.09	-	-	297.34
Disputed dues- MSME	-	-	-	-	-
Disputed dues- Others	-	-	-	-	-
Total	19.25	313.94	-	-	333.19

Trade payable ageing schedule as at March 31, 2023

Particulars	Not Due	Less than 1 Years	1-3 yrs.	More than 3 years	Total
MSME	-	-	-	-	-
Others	0.05	-	-	-	0.05
Disputed dues- MSME	-	-	-	-	-
Disputed dues- Others	-	-	-	-	-
Total	0.05	-	-	-	0.05

Particulars	March 31, 2024	March 31, 2023
	22 Other financial liabilities	
Capital creditors	218.06	13.24
Accrued employee liability	5.53	-
Interest accrued	5.99	-
Total other financial liabilities	229.58	13.24

Particulars	March 31, 2024	March 31, 2023
	23 Other current liabilities	
Statutory dues payable	10.06	1.31
Advance from customer	32.04	60.00
Total other current liabilities	42.10	61.31

* Advance from customer includes advance from group companies amounting to Rs 32.03 million (March 31, 2023: NIL). Refer Note 35 for details.



Swara Hygiene Private Limited
CIN: U24246MP2022PTC061559

Notes forming part of the Financial Statements for the year ended March 31, 2024

(All amounts are in Indian Rupee in millions, unless otherwise stated)

24 Revenue from operations		
Particulars	March 31, 2024	March 31, 2023
Sale of products*	755.12	-
Other Operating Revenue		
-Scrap Sales	9.20	-
Total	764.32	-

* Sale of Products consist of:

(net of returns, discounts, etc.)

Diapers	755.12	-
Others	9.20	-
Sale of products total	764.32	-

Particulars	March 31, 2024	March 31, 2023
(a) Contract balances		
Contract assets		
Trade receivables	174.91	-
Contract liabilities		
Advance from customers	32.04	-

(b) Reconciliation of revenue as recognized in the Statement of Profit & Loss with the contracted price

Particulars	March 31, 2024	March 31, 2023
Revenue as per contracted price	764.39	-
Less: Sales return	0.06	-
Less: Discount	-	-
Revenue as per Statement of Profit & Loss	764.32	-

The Company on the basis of remaining performance obligation as per the contract entered for the sale of goods, has reversed the revenue amounting to Rs 7.47 million (March 31, 2023: NIL) and same will be recognised once the criteria for meeting the performance obligation satisfy. Refer accounting policy 2.7 for satisfaction of performance obligation and recognition of revenue.

Revenue amounting to Rs 11.89 million (March 31, 2023: NIL) has been generated during Trial run period which has been reversed and same has been adjusted against Trial run cost.

25 Other income		
Particulars	March 31, 2024	March 31, 2023
Interest income		
- on fixed deposits designated as amortized cost	0.59	-
- Security deposits	0.10	-
- On Income tax refund*	0.00	-
Foreign exchange fluctuation expense(net)	4.92	-
Miscellaneous income	0.02	-
Total	5.63	-

* Amount is less than Rs. 5,000/-

26 Cost of material consumed		
Particulars	March 31, 2024	March 31, 2023
Inventory at the beginning of the year	-	-
Add: Purchases*	990.78	-
Less: Inventory at the end of the year	436.52	-
Less: Inventory charged to pre-operative expenses (trial run)	30.98	-
Cost of raw material consumed	523.28	-

* Includes packing material, customs, clearing charges, carriage inward, etc. incurred in order to bring the materials in its intended use

27 Changes in inventories of finished goods, stock-in-trade and work-in-progress		
Particulars	March 31, 2024	March 31, 2023
Inventories at the beginning of the year		
-Finished goods	-	-
-Work-in-progress	-	-
-Stock-in-trade	-	-
Less: Inventories at the end of the year		
-Finished goods	(107.22)	-
-Work-in-progress	-	-
-Stock-in-trade	-	-
Net decrease/ (increase) in inventories of finished goods, stock-in-trade and work-in-progress	(107.22)	-



Swara Hygiene Private Limited
CIN: U24246MP2022PTC061559

Notes forming part of the Financial Statements for the year ended March 31, 2024
(All amounts are in Indian Rupee in millions, unless otherwise stated)

28 Employee benefits expense

Particulars	March 31, 2024	March 31, 2023
Salaries, wages, bonus and other allowances [^]	25.16	-
Contribution to provident fund, employee state insurance and other funds	1.80	-
Gratuity expenses	1.00	-
Staff welfare expenses	1.72	-
Total	29.68	-

[^] net of expenses capitalised during the year {refer note 4(c)}

29 Finance costs

Particulars	March 31, 2024	March 31, 2023
Interest on borrowing [^]	68.69	-
Interest expenses on lease liabilities	0.83	0.21
Total	69.52	0.21

[^] net of expenses capitalised during the year {refer note 4(c)}

30 Depreciation and amortization expense

Particulars	March 31, 2024	March 31, 2023
Depreciation on property, plant and equipment	46.67	1.43
Amortization on intangible assets	0.04	-
Amortization on right to use assets	1.07	0.27
Total	47.78	1.70

31 Other expenses

Particulars	March 31, 2024	March 31, 2023
Consumption of stores and spares	3.31	-
Labour and manpower charges	10.11	-
Power and fuel charges [^]	17.25	-
Freight and forwarding charges	5.81	-
Repairs and maintenance	0.07	-
Printing and stationery	0.25	-
Rent	2.21	-
Bank charges	0.71	-
Commission and brokerage	0.13	-
Payments to auditors (Refer Note (i) below)	0.23	0.05
Professional fees [^]	0.31	-
Insurance charges [^]	0.63	-
Rates, taxes and duties [^]	0.80	-
Telephone expenses	0.13	-
Travelling and conveyance [^]	1.35	-
Maintenance charges	1.69	-
Business promotion expenses	0.56	-
Security expenses [^]	2.44	-
Allowance for expected credit losses	1.17	-
Miscellaneous expenses [^]	1.49	-
Preliminary expenses	-	0.04
Total	50.62	0.09

[^] net of expenses capitalised during the year {refer note 4(c)}

*Note : Payment to auditors includes

Particulars	March 31, 2024	March 31, 2023
As auditor:		
Statutory audit	0.23	0.05
Total	0.23	0.05

32 Income Tax

(A) Deferred tax relates to the following:

	March 31, 2024	March 31, 2023
Deferred tax assets		
Allowance for expected credit losses	0.20	-
Provisions - employee benefits	0.53	-
Government grants	41.13	-
Right-of-use assets	0.21	-
	42.06	-
Deferred tax liabilities		
Property, plant and equipment	57.25	-
Borrowings	0.20	-
	57.44	-
Deferred tax asset/(liability) (net)	(15.38)	-
Net Deferred tax asset/(liability)	(15.38)	-



Swara Hygiene Private Limited
CIN: U24246MP2022PTC061559
Notes forming part of the Financial Statements for the year ended March 31, 2024
(All amounts are in Indian Rupee in millions, unless otherwise stated)

(B) Recognition of deferred tax asset to the extent of deferred tax liability		
	March 31, 2024	March 31, 2023
Balance sheet		
Deferred tax asset	42.06	-
Deferred tax liabilities	(57.44)	-
Deferred tax assets/ (liabilities), net	(15.38)	-
(C) Reconciliation of deferred tax assets/ (liabilities) (net):		
	March 31, 2024	March 31, 2023
Opening balance	-	-
Tax liability recognized in Statement of Profit and Loss	(15.38)	-
Closing balance	(15.38)	-
(D) Deferred tax assets/ (liabilities) to be recognized in Statement of Profit and Loss		
	March 31, 2024	March 31, 2023
Tax liability	(57.44)	-
Tax asset	42.06	-
Deferred tax liability to be recognized	(15.38)	-
(E) Income tax expense		
	March 31, 2024	March 31, 2023
- Current tax taxes	11.11	-
- Deferred tax charge / (income)	15.38	-
- Previous year Tax	-	-
Income tax expense reported in the statement of profit or loss	26.49	-
(F) Reconciliation of tax charge		
	March 31, 2024	March 31, 2023
Profit before tax	156.29	-
Income tax expense at tax rate @ 17.16%	26.82	-
Tax effects of:		
- Item not deductible for tax	0.01	-
- Effect of unrecognised deferred tax on losses utilised during the year	(1.13)	-
- Tax pertain to prior years	0.79	-
Income tax expense	26.49	-



Swara Hygiene Private Limited
CIN: U24246MP2022PTC061559

Notes forming part of the Financial Statements for the year ended March 31, 2024
(All amounts are in Indian Rupee in millions, unless otherwise stated)

33 Earnings/ Loss per share

Basic earnings per share amounts are calculated by dividing the profit/loss for the period attributable to equity holders by the weighted average number of equity shares outstanding during the period

Diluted earnings (loss) per share amounts are calculated by dividing the profit/loss attributable to equity holders (after adjusting for interest on the convertible preference shares) by the weighted average number of equity shares outstanding during the period plus the weighted average number of equity shares that would be issued on conversion of all the dilutive potential equity shares into equity shares

The following reflects the income and share data used in the basic and diluted EPS computations

Particulars	March 31, 2024	March 31, 2023
Profit/(loss) attributable to equity holders	129.81	(2.00)
Weighted average number of equity shares for basic and diluted EPS	10,000	10,000
Basic and Diluted earning per share (in Rs.)	12.980.87	(199.92)

34 Employee benefits

A. Defined Contribution Plans

During the year, the Company has recognized the following amounts in the Statement of Profit and Loss

Particulars	March 31, 2024	March 31, 2023
Employers' Contribution to Provident Fund and Employee State Insurance	1.80	-

B. Defined benefit plans

Gratuity (Unfunded)

The Company operates a gratuity plan wherein every employee is entitled to the benefit. Gratuity is payable to all eligible employees of the Company on retirement, separation, death or permanent disablement, in terms of the provisions of the Payment of Gratuity Act, 1972. The following tables summarize the components of net benefit expense recognized in the statement of profit and loss and the status and amounts recognized in the balance sheet for the gratuity plan.

Particulars	March 31, 2024	March 31, 2023
Gratuity payable to employees	1.00	-

i) Actuarial assumptions

Discount rate (per annum)	7.15%	-
Rate of increase in Salary	10.00%	-
Normal retirement age	58 Years	-
Attrition rate	20.00%	-

ii) Changes in the present value of defined benefit obligation

Particulars	March 31, 2024	March 31, 2023
Present value of obligation at the beginning of the year/period	-	-
Past service cost	0.58	-
Current service cost	0.42	-
Present value of obligation at the end of the year/period	1.00	-

iii) Expense recognized in the Statement of Profit and Loss

Particulars	March 31, 2024	March 31, 2023
Current service cost	0.42	-
Past service cost	0.58	-
Total expenses recognized in the Statement Profit and Loss	1.00	-

iv) Assets and liabilities recognized in the Balance Sheet:

Particulars	March 31, 2024	March 31, 2023
Present value of unfunded obligation as at the end of the year/period	1.00	-
Plan assets	-	-
Unfunded net (asset) /liability recognized in Balance Sheet*	1.00	-

* Included in provision for employee benefits

Amounts to be recognised in Balance Sheet	March 31, 2024	March 31, 2023
Gratuity	0.12	-
Non-current	0.88	-
Current	1.00	-

Expected contribution to the fund in the next year

v) A quantitative sensitivity analysis for significant assumption as at March 31, 2024 and March 31, 2023 is as shown below:

Impact on defined benefit obligation	March 31, 2024	March 31, 2023
Discount rate		
1% increase	0.95	-
1% decrease	1.05	-
Rate of increase in salary		
1% increase	1.05	-
1% decrease	0.95	-

vi) Maturity profile of defined benefit obligation

Year		
Apr 2023 - Mar 2024	0.12	-
Apr 2024- Mar 2027	0.62	-
Apr 2028- Mar 2034	0.50	-
Apr 2034 onwards	0.29	-



35 Related Party Disclosures:

I Names of related parties and description of relationship as identified and certified by the Company:

Parent Company

Swara Baby Products Private Limited

Ultimate Parent Company

Brambees Solutions Limited

Enterprises over which KMP/Director and relatives of KMP/Director

KA Enterprises

Anadya Baby Products LLP

Solis Hygiene Pvt Ltd

Nature of relationship

Entities over which a director has significant influence

Entities over which a director has significant influence

Entities over which a director has significant influence

Key Management Personnel (KMP)

Name

Alok Birla

Gautam Sharma

Nature of relationship

Director

Director

II Summary of the transactions with related parties are as follows :

Parent Company	March 31, 2024	March 31, 2023
Particulars		
Issuance of equity shares	-	0.10
Borrowings received	842.35	474.89
Borrowings repaid	297.48	127.25
Interest on borrowings	45.25	11.59
Sale of Products	572.40	-
Purchase of property, plant and equipments	8.69	-
Purchase of goods	208.37	179.29

Ultimate Parent Company	March 31, 2024	March 31, 2023
Particulars		
Borrowings received	500.00	-
Interest on borrowings	24.54	-
Advance received	-	60.00
Advance repaid	60.00	-
Interest on borrowings	24.54	-

Entity under common control	March 31, 2024	March 31, 2023
Particulars		
Purchase of property, plant and equipment	2.09	0.59

III Disclosure in respect of all related party transactions:

Issuance of equity shares	March 31, 2024	March 31, 2023
Particulars		
Swara Baby Products Pvt. Ltd.	-	0.10

Purchase of goods and property, plant and equipment	March 31, 2024	March 31, 2023
Particulars		
Swara Baby Products Pvt. Ltd.	8.69	179.29
Anadya Baby Products LLP	2.00	-
KA Enterprises	0.04	0.50
Solis Hygiene Pvt Ltd	0.05	0.09

Borrowings received	March 31, 2024	March 31, 2023
Particulars		
Swara Baby Products Pvt. Ltd.	842.35	474.89
Brambees Solutions Limited	500.00	-

Borrowings repaid	March 31, 2024	March 31, 2023
Particulars		
Swara Baby Products Pvt. Ltd.	297.48	127.25

Interest Expense*	March 31, 2024	March 31, 2023
Particulars		
Brambees Solutions Limited	24.54	-
Swara Baby Products Pvt. Ltd.	45.25	11.59

*Includes interest expenses capitalised



III Amount due to/from related party as on:

Parent Company		
Borrowings	933.22	347.63
Payable for capital Goods	-	1.84
Equity Investment	0.10	0.10
Trade Payable	61.64	-
Capital creditors	6.26	-
Advance from Customer	32.03	-
Total	1,033.25	349.58
Ultimate Parent Company		
Borrowings	500.00	-
Interest Payable	24.54	-
Advance from Customer	-	60.00
Total	524.54	60.00
Entity under Common Control		
Solis Hygiene Private Limited		
Payable for capital Goods	0.05	0.09
Total	0.05	0.09
Key Management Personnel (KMP)		
Compensation of key management personnel		
Alok Birla	-	-
Gautam Sharma	-	-

36 Segment reporting

The Company's operations predominantly relate to manufacturing and sale of diapers. The Chief Operating Decision Maker (CODM) reviews the operations of the Company as one operating segment. Considering the nature of Company's business and operations, there are no separate reportable segments (business and/or geographical) in accordance with the requirements of Ind AS 108 notified under Section 133 of Companies Act, 2013 and hence, there are no additional disclosures to be provided other than those already provided in the financial statements.

37 Capital management

For the purpose of the Company's capital management, capital includes issued equity capital, convertible preference shares, share premium and all other equity reserves attributable to the equity holders. The primary objective of the Company's capital management is to maximize the shareholder value and to ensure the Company's ability to continue as a going concern.

The Company has not distributed any dividend to its shareholders. The Company monitors gearing ratio i.e. total debt in proportion to its overall financing structure, i.e. equity and debt. Total debt comprises of non-current borrowing which represents liability component of Convertible Preference Shares and current borrowing from ultimate holding company of the Company. The Company manages the capital structure and makes adjustments to it in the light of changes in economic conditions and the risk characteristics of the underlying assets.

Particulars	March 31, 2024	March 31, 2023
Net Debt (A)	1,993.82	347.63
Equity (B)	127.91	(2.00)
Gearing ratio C = (A/B)	1558.73%	(17388.7)%



Swara Hygiene Private Limited
CIN: U24246MP2022PTC061559

Notes forming part of the Financial Statements for the year ended March 31, 2024
(All amounts are in Indian Rupee in millions, unless otherwise stated)

38 Fair value measurements

A Financial instruments by category

Fair value of cash and short-term deposits, trade and other short term receivables, trade payables and other current financial liabilities approximates their carrying amounts largely due to short term maturities of these instruments.

The carrying value and fair value of financial instruments by categories as on March 31, 2024

Particulars	Note	Amortised Cost	Financial assets/ liabilities at fair value through profit or loss		Financial assets/ liabilities at fair value through OCI		Total carrying value	Total fair value
			Designated upon initial recognition	Mandatory	Equity instruments designated upon initial recognition	Mandatory		
Financial assets:								
Security Deposits	7	733	-	-	-	-	733	-
Trade receivables	11	173.75	-	-	-	-	173.75	-
Cash and cash equivalents	12	0.02	-	-	-	-	0.02	-
Loans	13	0.10	-	-	-	-	0.10	-
		181.20	-	-	-	-	181.20	-
Financial liabilities:								
Borrowings	16	2,334.74	-	-	-	-	2,334.74	-
Lease liability	17	8.30	-	-	-	-	8.30	-
Trade payables	19	333.19	-	-	-	-	333.19	-
Other financial liabilities	19	229.58	-	-	-	-	229.58	-
		2,905.82	-	-	-	-	2,905.82	-

The carrying value and fair value of financial instruments by categories as on March 31, 2023

Particulars	Note	Amortised Cost	Financial assets/ liabilities at fair value through profit or loss		Financial assets/ liabilities at fair value through OCI		Total carrying value	Total fair value
			Designated upon initial recognition	Mandatory	Equity instruments designated upon initial recognition	Mandatory		
Financial assets:								
Security Deposits	7	0.22	-	-	-	-	0.22	-
Cash and cash equivalents	10	0.17	-	-	-	-	0.17	-
		0.39	-	-	-	-	0.39	-
Financial liabilities:								
Lease liability	17	8.30	-	-	-	-	8.30	-
Borrowings	16	347.63	-	-	-	-	347.63	-
Trade payables	18	0.05	-	-	-	-	0.05	-
Other financial liabilities	19	13.24	-	-	-	-	13.24	-
		369.23	-	-	-	-	369.23	-

B Fair value hierarchy:

Level 1 - Quoted prices (unadjusted) in active markets for identical assets or liabilities

Level 2 - Inputs other than quoted prices included within Level 1 that are observable for the asset or liability, either directly (i.e. as prices) or indirectly (i.e. derived from prices)

Level 3 - Inputs for the assets or liabilities that are not based on observable market data (unobservable inputs)

The Company does not have assets and liabilities which are measured at fair value on a recurring basis as of March 31, 2024 and March 31, 2023



Swara Hygiene Private Limited

CIN: U24246MP2022PTC061559

Notes forming part of the Financial Statements for the year ended March 31, 2024

(All amounts are in Indian Rupee in millions, unless otherwise stated)

39 Financial instruments - Risk management

Financial risk management framework

A financial risk management framework is in place in the form of a treasury policy approved by board of directors of Parent company which has been adopted by the Company. In accordance with its treasury policy, the Company actively monitors and manages financial risk with the objectives of reducing fluctuations in reported earnings and cash flows from these risks and providing economic protection against cost increases. These objectives are achieved through (a) an assessment of the impact of market risks against defined risk limits, which take into account the risk appetite of the Company and (b) the use of a variety of derivative and non-derivative financial instruments. This policy also guides the manner of investing the surplus funds of the Company. Also, the Company has a Trade Finance Credit policy which guides on managing the customer credit limits

Financial risk factors:

The nature of the Company's business exposes it to a range of financial risks. These risks include

- (i) market risks, which include potential unfavorable changes in foreign exchange rates, interest rates, commodity prices and other market prices,
- (ii) credit risk and
- (iii) liquidity and refinancing risk.

(i) Market risk factors:

Market risk is the risk that changes in market prices such as foreign exchange rates, interest rates and equity prices will affect the Company's income or the value of its holdings of financial instruments. The objective of market risk management is to manage and control market risk exposures within acceptable parameters, while optimising the return.

(a) Currency risk:

Currency risk is the risk that the future cash flows of a financial statement will fluctuate because of changes in foreign exchange rates. The Company is exposed to the effects of fluctuation in the prevailing foreign currency exchange rates on its financial position and cash flows. Exposure arises primarily due to exchange rate fluctuations between the functional currency and other currencies from the company's operating, investing and financing activities.

Exposure to foreign currency risk

The summary of quantitative data about the Company's exposure to currency risk, as expressed in Indian Rupees, as at March 31, 2024 and March 31, 2023 are as below:

Foreign currency risk exposure

The Company exposure to foreign currency risk at the end of the year/period is as follows

Particulars	Currency	As at March 31, 2024		As at March 31, 2023	
Financial Liabilities					
Trade Payables	USD	0.45	37.70	-	-
Capital creditors	USD	0.18	14.82	-	-
Total Financial Liabilities		0.63	52.51	-	-

Interest rate risk:

The Company's borrowings carry a fixed rate of interest and are measured at amortised cost. They are, therefore, not subject to interest rate risk as defined in IND AS 107, since neither the carrying amount nor the future cash flows will fluctuate due to change in market interest rates.

(ii) Credit risk:

Credit risk arises from the possibility that counterparties involved in transactions with the Company may default on their obligation, resulting in financial losses to the Company. Credit risk relates both to financial assets as well as to operational assets managed by the Company's businesses (such as trade receivables, security deposits).

The Company has policies and operating guidelines in place to ensure that financial instrument transactions and bank deposit transactions are only entered into with high credit quality banks and financial institutions.

The credit risk to operational assets is managed through the use of credit limits based on credit worthiness and business capabilities of the customers. The credit risk is also partially mitigated through commercial activities, which include cash sales incentives and obtaining other security from customers where appropriate.

On account of adoption of Ind AS 109 Financial Instruments, the Company uses expected credit loss model to assess the impairment loss of trade receivables.

Expected credit loss assessment for trade receivables and security deposits as of March 31, 2024

The management has established a credit policy under which each new customer is analysed individually for creditworthiness before the Company's standard payment and delivery terms and conditions are offered.

The trade receivables are subject to low credit risk since the counterparty has strong capacity to meet the obligations and where the risk of default is negligible or nil based on the Company's past experience

Particulars	As at March 31, 2024		As at March 31, 2023	
	Upto 6 months	More than 6 months	Upto 6 months	More than 6 months
Gross carrying amount (A)	174.91	-	-	-
Allowance for credit losses (B)	(1.17)	-	-	-
Net Carrying Amount (A-B)	173.75	-	-	-



Swara Hygiene Private Limited

CIN: U24246MP2022PTC061559

Notes forming part of the Financial Statements for the year ended March 31, 2024

(All amounts are in Indian Rupee in millions, unless otherwise stated)

(iii) Liquidity risk:

The Company's principal sources of liquidity are cash and cash equivalents, other financial assets and cash flow that is generated from operations. The Company believes that current working capital is sufficient to meet its current obligatory requirement. Further, the Company has unutilised limit of Rs. 283.19 millions as on March 31, 2024.

Accordingly, no liquidity risk is perceived. As on March 31, 2024 and March 31, 2023, the Company had a working capital as follows:

Particular	March 31, 2024	March 31, 2023
Current assets	744.72	0.27
Current liabilities	946.16	74.61
Working capital	(201.44)	(74.33)

The table below provides details regarding the contractual maturities of significant financial liabilities as at March 31, 2024 and March 31, 2023

As at March 31, 2024

Particulars	Carrying amount	Contractual cash flows			Total
		Less than 1 year	1- 3 years	More than 3 years	
Trade payables	333.19	333.19	-	-	333.19
Lease liabilities	8.30	0.00	0.00	8.30	8.30
Borrowing	2,334.74	340.92	-	1,993.82	2,334.74
Other financial liabilities	229.58	229.58	-	-	229.58

As at March 31, 2023

Particulars	Carrying amount	Contractual cash flows			Total
		Less than 1 year	1- 3 years	More than 3 years	
Trade payables	0.05	0.05	-	-	0.05
Lease liabilities	8.30	0.00	0.00	8.30	8.30
Borrowing	347.63	-	-	347.63	347.63
Other financial liabilities	13.24	13.24	-	-	13.24

40 Dues to micro and small enterprises

The Company has certain dues to suppliers registered under Micro, Small and Medium Enterprises Development Act, 2006 ('MSMED Act'). The disclosures pursuant to the said MSMED Act are as follows:

Particulars	March 31, 2024	March 31, 2023
a) Principal amount payable to suppliers as at period end	35.85	-
b) Interest due thereon as at period end	Nil	-
c) Interest amount for delayed payments to suppliers pursuant to provisions of MSMED Act actually paid during the period, irrespective of the period to which interest relates	Nil	-
d) Amount of delayed payments actually made to suppliers during the period	10.03	-
e) Amount of interest due and payable for the period of delay in making payment (which has been paid but beyond the appointed day during the period) but without adding interest specified under the MSMED Act	0.04	-
f) Interest accrued and remaining unpaid at the end of the period**	0.04	-
g) The amount of further interest remaining due and payable even in the succeeding years, until such date when the interest dues as above are actually paid to the small enterprise for the purpose of disallowance as a deductible expenditure under the MSMED Act, 2006	0.04	-

** Above interest amounts have not been provided in the books.

Note: The Company has compiled this information based on intimations received from the suppliers of their status as Micro or Small Enterprises and/or its registration with the appropriate authority under the Micro, Small and Medium Enterprises Development Act, 2006

41 Contingent liabilities and commitments

i. Commitments and contingent liabilities

a. Liability of customs duty towards export obligation undertaken by the Company under "Export Promotion Capital Goods Scheme (EPCG)" amounting to Rs 239.68 millions. The Company had imported the Capital Goods under EPCG and saved the custom duty. As per EPCG terms and conditions, Company need to export Rs. 1,438.07 millions i.e 6 times of duty saved on import of Capital goods on FOB basis within a period of 6 years i.e. Financial Year 2029-2030. Also, Company needs to submit installation certificate for Machines and spare parts within the period of 6 months and 3 years respectively. If Company does not export the goods in prescribed times or fails to submit the installation certificate or any other condition then the Company may have to pay interest and penalty thereon.

b. The estimated amount of contracts remaining to be executed on capital account and not provided for

Particulars	March 31, 2024	March 31, 2023
Property, plant and equipment (net of advances)	4.73	803.55
Total	4.73	803.55



Swara Hygiene Private Limited
 CIN: U24246MP2022PTC061559

Notes forming part of the Financial Statements for the year ended March 31, 2024
 (All amounts in Rupees millions, unless otherwise stated)

42 (a) Borrowings secured against assets of the Company:

The carrying amounts of assets pledged as security for current and non-current borrowings are:

Particulars	As at	
	March 31, 2024	March 31, 2023
Current		
Financial Assets		
Trade receivables	173.75	-
Cash and cash equivalents	0.02	-
Loans	0.10	-
Non Financial Assets		
Inventories	547.35	-
Other current assets	23.51	-
Total current assets pledged as security	744.72	-
Non-current		
Non Financial Assets		
Buildings	4	991.30
Plant & Machineries	4	1,258.89
Total non current assets pledged as security	8	2,250.18
Total assets pledged as security	752.72	2,250.18

(b) The details of quarterly returns or statements of current assets filed by the Company with bank or financial institution which are not in agreement with books of accounts are as follows:

Quarter	Name of bank	Particulars of Securities provided	Amount as per books of accounts	Amount as reported in the monthly return/ statement	Amount of difference	Reason for material discrepancies
Mar-24	HDFC Bank	Inventories	543.74	539.98	3.76	Goods sold but material in transit
Mar-24	HDFC Bank	Trade receivables	174.91	182.51	(8.77)	Deduction from receivables on account of goods in transit
Dec-23	HDFC Bank	Inventories	159.01	141.97	17.04	Goods in transit
Dec-23	HDFC Bank	Trade receivables	5.48	5.45	0.03	Deduction from receivables on account of goods in transit
Nov-23	HDFC Bank	Trade receivables	78.21	78.22	(0.01)	



Swara Hygiene Private Limited

CIN: U24246MP2022PTC061559

Notes forming part of the Financial Statements for the year ended March 31, 2024

(All amounts in Rupees millions, unless otherwise stated)

43 Financial performance ratios

#	Ratios	Numerator	Denominator	March 31, 2024	March 31, 2023	% change
1	Current ratio	Current assets	Current liabilities	0.79	0.00	21630%
2	Debt equity ratio	Total debt = [Long term borrowings including current maturities + current borrowings]	Total Equity = Issued share capital + Other equity	18.25	-183.41	-110%
3	Debt Service Co	Earnings available for debt service = Profit before tax+ finance costs + depreciation and amortisation expense	Debt service = Finance costs for the year + interest capitalised + scheduled principal repayments of long term borrowings+Lease payments	1.55	-0.41	-478%
4	Return on equity	Net profits after taxes	Average total equity	2.06	2.11	-2%
5	Inventory Turno	Revenue from operations	Average inventory	2.79	Not applicable	100%
6	Trade receivable	Revenue from sale of products and services	Average Accounts Receivable	8.80	Not applicable	100%
7	Trade payables	Net purchases of goods = Purchase of raw materials + other expenses	Average Trade Payables	6.25	3.41	83%
8	Net capital turno	Revenue from sale of products and services	Working capital = Current assets - Current liabilities	-3.79	Not applicable	100%
9	Net profit ratio	Net profit after tax	Revenue from operations	0.17	Not applicable	100%
10	Return on capita	Earnings before interest and taxes (including other income)	Capital Employed = Average total equity + Average Total Debt	0.16	-0.01	-1655%
11	Return on invest	Interest income on fixed deposits, bonds + dividend income + profit on sale of investments + fair valuation gain of investments carried at FVTPL + fair valuation gain of investment carried at FVTOCI	Current investment + Non current investments + other bank balances	0.04		

Explanations for change in ratio by more than 25%:

- (a) The Company has commenced its production operation during the current year, thus revenue from operations, purchases, trade receivables, trade payables, borrowings were not applicable for the year ended March 31, 2023. Further, the commercial operations has commenced from October 15, 2023, thus the operations are only for the period from October 15, 2023 to March 31, 2024.
- (b) The Company was incorporated on June 27, 2022. Thus, the previous period accounts reflect transactions for 09 months and 04 days covering period from June 27, 2022 to March 31, 2023.



Swara Hygiene Private Limited
CIN: U24246MP2022PTC061559

Notes forming part of the Financial Statements for the year ended March 31, 2024
(All amounts in Rupees millions, unless otherwise stated)

44 Government grant

Production Linked Incentive Scheme (PLI)

The Company has applied for grant under Production Linked Incentive Scheme under Ministry of Textiles (Govt. of India) and the project has been approved under the scheme. In accordance with the established criteria for the performance-linked incentive, the conditions are:

- a. Capital expenditure of INR 1,000 million.
- b. Turnover of INR 2,000 million in the first year of operations.

Given these benchmarks, it is noted that no grant has been recognized for the current fiscal period. The incentive is scheduled to be applicable starting from the fiscal year 2024-25, which marks the commencement of the first complete year of operational activities.

45 Other statutory information

- (i) The Company do not have any Benami property, where any proceeding has been initiated or pending against the Company for holding any Benami property
- (ii) As on March 31, 2024, the Company has secured an additional facility amounting to Rs. 250.00 millions. Consequently, the total credit facility available to the Company now stands at Rs. 1,350 millions. However, the Company has created a charge for only Rs. 1,150.00 millions. Since, the facility has been sanctioned on March 31, 2024, the Company is taking all necessary steps to complete the registration process within the permissible time frame.
- (iii) The Company has not entered into Scheme of Demerger and Scheme of Arrangement approved by the competent authority interns of section 232 to 237 of the Companies Act, 2013, during the year ended March 31, 2024
- (iv) The Company has not traded or invested in Crypto currency or Virtual Currency during the financial year.
- (v) The Company has not advanced or loaned or invested funds to any other person or entity, including foreign entities (Intermediaries) with the understanding that the Intermediary shall
 - (a) directly or indirectly lend or invest in other persons or entities identified in any manner whatsoever by or on behalf of the Company (Ultimate Beneficiaries); or
 - (b) provide any guarantee, security or the like to or on behalf of the Ultimate Beneficiaries
- (vi) The Company has not received any fund from any person or entity, including foreign entities (Funding Party) with the understanding (whether recorded in writing or otherwise) that the Company shall
 - (a) directly or indirectly lend or invest in other persons or entities identified in any manner whatsoever by or on behalf of the Funding Party (Ultimate Beneficiaries); or
 - (b) provide any guarantee, security or the like on behalf of the Ultimate Beneficiaries
- (vii) The Company has not surrendered or disclosed any transaction as income during the year in tax assessments under Income Tax Act, 1961. Accordingly the Company does not have any undisclosed income.
- (viii) The Company has not been declared as wilful defaulter by any bank or financial institution or other lender (as defined under the Companies Act, 2013) or consortium thereof, in accordance with the guidelines on wilful defaulters issued by the Reserve Bank of India
- (ix) The Company has complied with the number of layers prescribed under clause (87) of section 2 of the Act read with Companies (Restriction on number of Layers) Rules, 2017.
- (x) The Company has used the borrowings from banks and financial institutions for the specific purpose for which it has been taken at the Balance sheet date.
- (xi) The Company does not have any relationship with Struck off Companies under section 248 of the Companies Act, 2013 or Section 560 of Companies Act, 1956.

46 Previous period/year figures have been regrouped/reclassified, where necessary, to confirm with this period's classification.


For Bansal & CO LLP
Chartered Accountants
Firm Regn. No. 001113N/N500079


Kapil Mittal
Partner
Membership No. : 502221




Place: New Delhi
Date: 20/06/2024

For and on behalf of the Board of Directors
Swara Hygiene Private Limited


Gautam Sharma
Director
DIN: 08776136

Place:
Date:


Alok Birla
Director
DIN: 00232079

Place:
Date:

